PropEquity

CREATING INVESTOR INTELLIGENCE

# Annual Report

**2025-2026**

PropEquity
CREATING INVESTOR INTELLIGENCE

This Annual Report is our flagship annual publication, presenting a holistic view of the company's journey over the past year. It encapsulates our vision, performance, Governance, and market outlook, demonstrating our unwavering commitment to transparency, strategic growth, and value creation for all stakeholders.

# Annual Report 2025-26

https://www.propequity.in/


**Registered Office :**

D-4 Commercial Complex,
Paschimi Marg Vasant Vihar, New Delhi – 110050, India

**Corporate Office:**

P.E. Analytics Limited
348, Udyog Vihar, Phase - 2,
Gurgaon-122016,
Haryana India.
www.propequity.in

# TABLE OF CONTENTS


COMPANY SNAPSHOT

04 COMPANY OVERVIEW

14 VISION & MISSION

15 KEY PERFORMANCE MATRIX

17 MANAGING DIRECTOR'S MESSAGE

20 BOARD OF DIRECTOR'S

23 COMPANY INFORMATION

24 BOARD'S COMMITTEE

STATUTORY REPORTS

26 NOTICE OF AGM

42 DIRECTOR'S REPORT

86 INDEPENDENT AUDITOR'S REPORT (STANDALONE)

97 FINANCIALS (STANDALONE)

123 INDEPENDENT AUDITOR'S REPORT (CONSOLIDATED)

132 FINANCIALS (CONSOLIDATED)

# ABOUT US

| | |
|---|---|
| NO.1 | MARKET POSITION |
| PAN INDIA | 55+ CITIES |
| 19/500+ | OFFICES/EMPLOYEES |
| DATA MOAT | 18+ YEARS OF HISTORICAL DATA CATALOGUED M-O-M |
| CLIENTELE | 300+ DEVELOPERS, PE FUNDS, BANKS, NBFCS, HFCS, EQUITY RESEARCH & CONSTRUCTION INDUSTRY |

**PropEquity is India's largest Real Estate Data & Analytics company and listed on the NSE Stock Exchange as P.E. Analytics Limited.**

Committed to provide:

1. **Accuracy** of information
2. **Transparency** of data
3. **Deep insights** of Real Estate Market

PropEquity was founded on a visionary premise to address the challenges of large investments in an unstructured & opaque real estate environment that lacked real-time data.

**Invested 300+ Cr in the last 18+ years in Real Estate Data & Research**

- **Largest** Real Estate business **intelligence platform** in India **backed by Primary research** along with Registration/ RERA data
- **Monthly updates** of information on **195,000+ projects** by **70,000+ developers across 55 Cities.**
- Only company to **conduct rigorous on the ground checks** to **ensure complete accuracy & transparency**, instrumental for correct real estate decision making.
- Real time data on – demand supply dynamics, inventory overhang, developer track record, competition analysis & price appreciation trends making PropEquity an irreplicable resource for institutions & consumers.
- **Working with over 300 banks, financial institutions & developers.**

# OUR JOURNEY

## 2024-26

- Surpassed **300+ institutional clients** in the subscription and valuation business, with a retention rate of over **81%**.
- PropEdge Valuations expanded to **245+ cities/towns/districts** covering **100+ Clients** including Banks, HFCs and NBFCs.
- HDFC Capital Advisors Limited has invested **Rs. 8 Cr** in the parent company via a Preferential Issue and **Rs 7 Cr (yet to be received)** in PropEquity Tech Pvt. Ltd. (Subsidiary) through CCPS and Equity Shares

## 2023-24

- Surpassed **200+ institutional clients** on the subscription platform.
- PropEdge Valuations expanded to 120+ cities covering 80+ Clients including Banks, HFCs and NBFCs.
- Successfully launched India's First ever Real Estate YouTube Channel (@Samir Jasuja- PropEquity)in Feb 2024.
- Combined team enhanced to **500+ employees** in parent and subsidiary company as on date

## 2021-22

- Our Valuation subsidiary **PropEdge** started in 2021 - scaled up to 350 employees catering to 70 banks in 100 locations.
- Started new B2B Construction Portal, **PropBuild.**
- Partnered with **MAHA RERA** for project monitoring in Maharashtra

## 2019-20

- Launched the commercial leasing - data and analytics platform.
- Launched residential Registration data product with MMR, Pune, Bengaluru & Hyderabad.
- Integrated Pan India RERA data.
- IPO launched in 2022 - **130x**+ HNI & **60x**+ retailsubscription

## 2016-17

- **Exclusive advisor** for **Army Welfare Housing** Organization.
- Strategic partnership with **CNBC NW18** for **"First Time Home Buyer"** show.
- **Data Provider** on stalled projects for SWAMIH Fund setup between **SBI & FinanceMinistry** (Last-mile funding)
- Buy-back of Och-Ziffstake by promoter.
- Partnered with **Wharton university, Imperial College** of London**, IIM Bangalore**

## 2011-16

- Assisted in creating the **Housing Startup Index** with the **Ministry of Housing & RBI.**
- Launched **NDTV** Profit's **"The Property Show"** co-anchored by Samir Jasuja.
- Developed a global B2B Data Analytics platform.
- Reached 100+ institutional clients with 130 employees.
- Integrated website with 7 banks.
- Launched **Version 3 of "PE Plus."**

## 2007-11

- Signed up with **10 marquee clients** within 6 months of operations.
- Och-Ziff Capital Mgmt. acquired majority stake in the company.
- Strengtheningof data collection team.
- On-ground presence increased with coverage across **37+ cities** in India.

# COMANYS' PAST LAURELS

**Advisory to SBI & Finance Ministry**: Advisor in the **Rs 20,000 Cr fund** by SBI & Finance Ministry - **a lifeline for over 4.5 lac homes facing stalled construction** by developers.

**Exclusive Advisory to Army Officers**: Through the **Army Welfare Housing Organization (AWHO)** - solidifying credibility & making a meaningful impact beyond the business realm and a big **Joint Venture executed with Tata Realty and Army.**

**MahaRERA Partnership: MahaRERA** Partnership is aimed to **uphold the highest standards of reliability & transparency** in the real estate sector - ensuring the best protection of end user interests

**Real Estate Media Partnerships**: PropEquity has been the knowledge partner and our CEO co-anchored the most prominent Realty TV shows in partnership with **NDTV and CNBC** for **7 years** with more than **700 episodes**.

**Knowledge Partners and Strategic Collaborations:** With leading educational institutions like **The IIM, Wharton & Imperial College of London.**

**Housing Startup Index:** Was instrumental in setting up the housing startup index for India, working **with RBI & Ministry of Urban Development in 2012-2014.**

# PAN INDIA COVERAGE

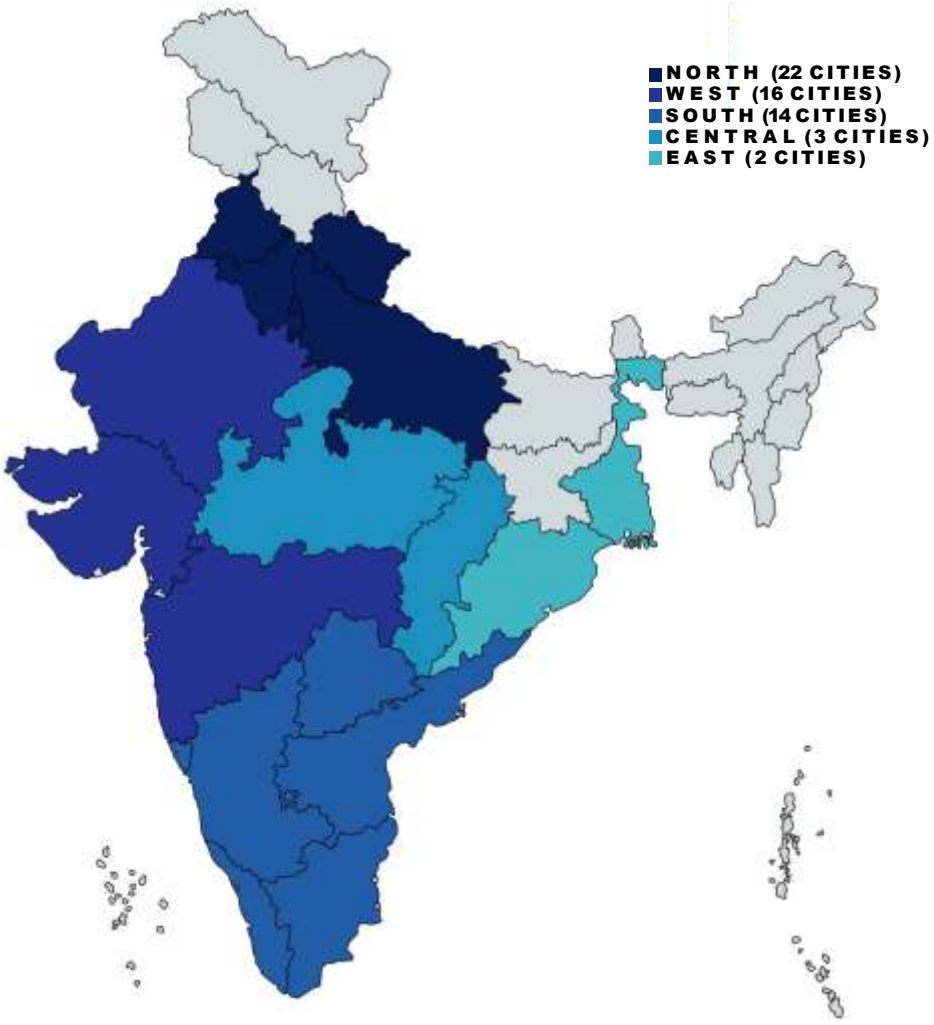


## RESIDENTIAL METRICS

**70,000+**
DEVELOPERS

**7400+**
LOCALITIES

**195,000+**
PROJECTS

~15.26+ Mn Units Covered

## COMMERCIAL METRICS

**1,710+ Mnsft**
Completed Space (ex-retail)

**417 Mnsft**
Completed Space (retail)

**264k+**
Lease/Sale Registration Data

**22,420+**
**Project Tracked**
40% higher coverage of commercial buildings compared to any other existing products in the market.

**638 Mnsft**
Under construction (ex-retail)

**144 Mnsft**
Under construction (retail)

**53k+**
Active Leases

# PropEquity Business Segments

## Product and Service Offerings

### 1. Real-Estate (RE) Business Intelligence Platform Subscription

Choice of 55 leading Indian Cities, single city and multi-city package options

- Includes Client Engagement Support
- Includes transaction data for various commercial properties such as offices, IT Parks, IT SEZs and Retail

### 2. Research and Consulting Services

Caters to specific/ customized intelligence requirements like development feasibility studies, product mix assessment, consumer preference and profiling analysis, financial models, project benchmarking, site-level real estate analysis and many other analysis that are backed by historic data and predictive analysis.

### 3. Real Estate Valuation Services

Real estate valuation services verticals that cater to the comprehensive needs of financial institutions. The **Retail Valuation** division delivers precise, compliant property assessments across residential, commercial, and industrial segments. Through our **Approved Project Finance** (APF) services, we support banking partners in evaluating and onboarding credible real estate projects for funding. The **Project Monitoring** (PMO) vertical ensures timely and budget-aligned progress tracking of under-construction assets, safeguarding stakeholder interests. Lastly, our **Construction Finance** (CF) valuation arm provides critical feasibility checks, stage-wise disbursement validations, and security assessments for construction-linked funding. Each vertical is led by domain specialists and backed by robust field operations and data systems, making us a reliable partner in today's dynamic real estate ecosystem.

# PE Plus: RE Business Intelligence Platform

Subscription based Data Analytics Platform "PE Plus" covering Residential & Commercial Real Estate industry in India.

## Business Model :

- Annual Subscription fee is based on the vertical & the no. of cities subscribed by a client (single/multi-city package options).
- Higher fee charged for Tier 1 cities compared to Tier 2 cities.

## Parameter Coverage :

- 18+ years of catalogued M-o-M data with 100+ data points per project unit (1+ Bn data points overall).
- Also includes 6+ Mn records of Registration Data (last 13 years) & captures 195,000+ projects.

**300+ CLIENTs**

Juxtaposed with ~ **80% market share** in the Residential B2B segment via **Data Moat.**

**One-Stop** go-to Market Intelligence Platform

## Diversified B2B Client Base:

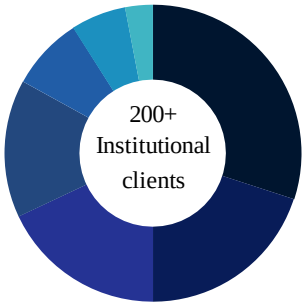


- Developers
- Private Equities
- Banks & NBFCs
- Consultants
- Research Houses
- Construction Companies
- Ed. Institutions & Others

| SUB-ASSET CLASSESS | SELECT PARAMETERS |
|---|---|
| **RESIDENTIAL** | |
| **Apartment, Independent Floors, Villa/Row Houses, & Plots** | M-o-M Supply, Absorption, Inventory, New Launches, Price Change, Construction Status, Timelines, Developer Track Record, Overhang |
| **COMMERCIAL** | |
| **Office, IT Parks, IT Sez, Malls** | Historical Rental Analysis, Benchmarking, Institutional v/s Strata Breakup, Sector wise occupancy/Vacancy Trends, Tenant Comparison |

# PE Plus: RE Business Intelligence Platform

## 80% OF TOP 100 DEVELOPERS IN THE COUNTRY

## ALL REAL ESTATE PRIVATE EQUITY FUNDS

## 70+ LEADING BANKS, HFCs AND NFCs

## EQUITY REASEARCH & INVESTMENT BANK

## LEADING CONSTRUCTION & BUILDING MATERIAL COMPANIES

# Research and Consulting Services

**LOCATION ADVISORY**

Location Strategy, Supply & Demand dynamics, RE investment strategy, Economic & Financial Impact Assessment, Business Risk Mitigation Study, entry Strategy Studies.

**STRATEGIC CONSULTING**

Asset & portfolio Valuation, Feasibility Studies & Techno-economic viability, Market & Business Potential Studies, Construction industry-specific studies, consumer survey analysis & product-mix advisory.

**DEVELOPMENT CONSULTING**

Concept Testing Studies, High & Best Use, Product Mix Assessment Studies , End-user perspective/insightstudies.

**OTHER RESEARCH REPORT**

White papers, City spatial growth pattern, Supply & Absorption trends, GIS Mapping of existing & upcoming developments.

- Provides customised research reports to clients looking for deeper insights into preferred micro markets across Tier 1, Tier 2 & Tier 3 cities.
- Coverage ranges from small, single-use properties to large-scale, mixed-use developments & diversified multi-asset portfolios.
- Further strengthening of the existing research team may directly boost bottom-line on account of high double-digit EBITDA margin.

# PropEdge: Valuation arm of PropEquity

## About PropEdge

PropEdge Valuations is a leading provider of Valuation of Real Estate Assets, Project Approval and Project Monitoring services across top cities in India. Leading institutions in BFSI and Insurance segment trust PropEdge for independent and incisive Technical services reports.

**Our Coverage**

**245+**

**Cities/Towns/Districts**

**Clients**

**100+**

**Bank, HFCs & NBFCs**

**Man Power**

**400+**

**Employees**

## PROPEDGE sERVICEs

- Retail Valuation- Real Estate (Land & Building)
- Approved Project Finance
- Project Monitoring
- Construction Finance Valuation- Real Estate

## KEY CLIENTS

ICICI Bank

AXIS BANK

HDFC BANK
We understand your world

ADITYA BIRLA GROUP

BAJAJ HOUSING FINANCE

pnb Housing Finance Limited

LIC HFL
LIC HOUSING FINANCE LTD
Building homes. Nurturing relationships.

YES BANK

# Managing and Powering

PropEquity assists SBI Realty & ICICI Home Loans in operating their websites, helping them to Create, Build, Maintain and provide the back-end Real Estate Data for Lead Generation.

**Build**

Building Robust Data Infrastructure by developing comprehensive databases that aggregate real estate data from 1,95,000+ projects by 70,000 developers in 55 Cities across India.

**Implement**

Implementing stringent data validation processes to provide reliable and actionable insights.

**Manage**

Managing the online presence of SBI Realty and ICICI Home Loans.

**Optimize**

Optimizing relevant and empirically justified data which is continuously updated to cater to the needs of the users.

PropEquity's commitment to continuous improvement drives the development of new features and enhancements that keep the websites updated to ensure the alignment of digital initiatives with business objectives, delivering measurable impact.

SBI Realty Website Link
https://www.sbirealty .in

ICICI Bank Website Link
https://www.icicibank.com

# Vision & Mission

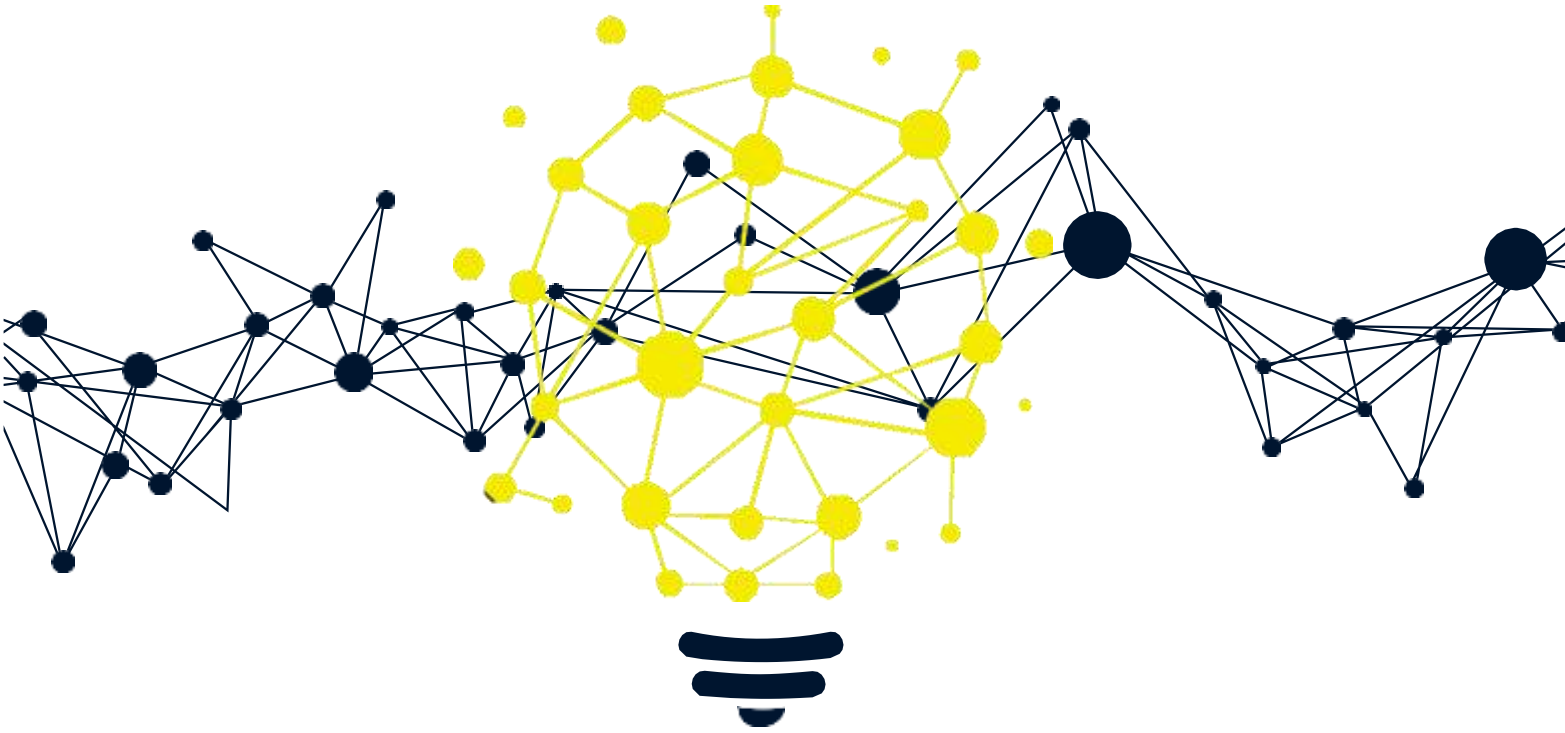

## Vision

- PropEquity Intelligence to be at the core of every real estate decision in India.
- As a company, we strive to set the standard for ethics, and professionalism in the industry.
- We understand that our customers define the standard of quality and service, and their loyalty must be earned. We will work to forge long term relationships with our clients based on trust and performance.
- We strive to provide accurate and up-to-date information, expert analysis and sound real estate advice. We will pursue the highest levels of professionalism and technical innovation in an effort to best represent our clients.
- We will stay commited to providing the highest level of business intelligence and data analysis to help our clients make informed decision.

## Mission

- The mission of the company is to create an information service enterprise through continuous innovation and integration of real time data, analytics and cutting edge technology to achieve higher transparency for all participants and beneficiaries of the Realty Sector.
- By appreciating and integrating the value of people, relationships and ideas, P.E. Analytics is an entrepreneurial enterprise that is identified by high performance, creativity, empowerment, integrity and trust.

# Key Performance Metrics

| | | | FY 2026 (Values in Lakhs) | FY 2025 (Values in Lakhs) |
|---|---|---|---|---|
| Overall growth in Revenues | ↑ 5% | Revenue from Operation | **4,682.73** | **4,439.58** |
| Growth in Subscription Business | ↑ 22% | Website Subscription | **2,900.60** | **2,380.98** |
| Growth in Consulting and CRM Business | ↓ 13% | Research & Consulting and CRM Valuation Income | **1,782.13** | **2058.60** |
| Growth in other Income | ↑ 11% | Other Income | **701.63** | **629.44** |

| | | | FY 2026 (Values in Lakhs) | FY 2025 (Values in Lakhs) |
|---|---|---|---|---|
| Growth in PBT | ↑ 17% | Growth in EBITDA | **2,098.17** | **1,791.83** |
| Growth in PAT | ↑ 18% | Growth in PAT | **1,567.34** | **1,328.27** |
| Growth in Reserve and Surplus | ↑ 20% | Growth in Reserve and Surplus | **9,479.27** | **7,909.38** |
| Growth in Net Worth | ↑ 18% | Growth in Net Worth | **10,527.48** | **8,957.59** |

**Zero Debt company with cash reserves of over 90+ Crores**



# Key Performance Metrics

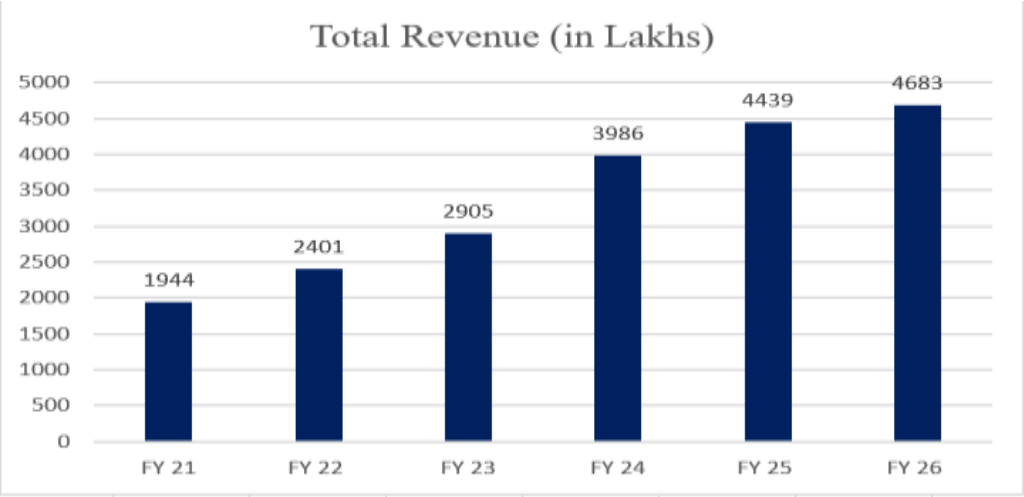


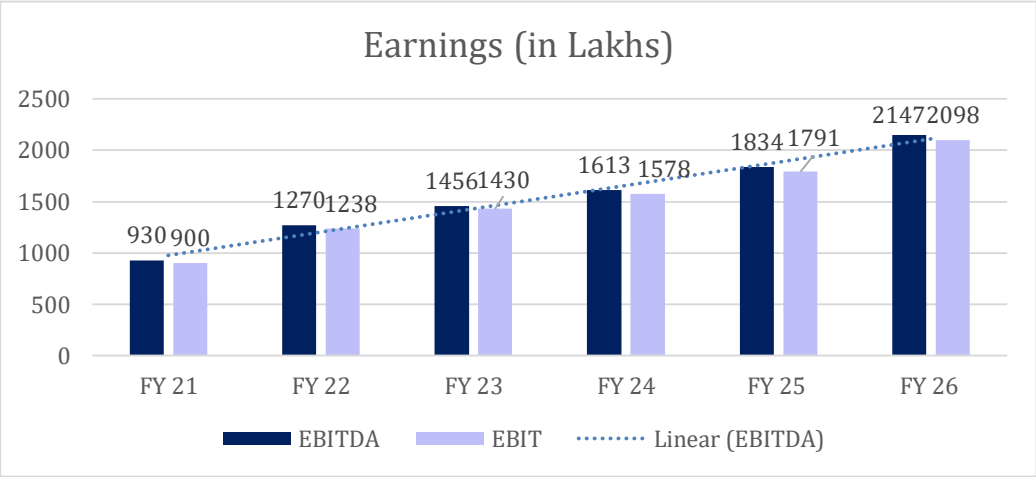


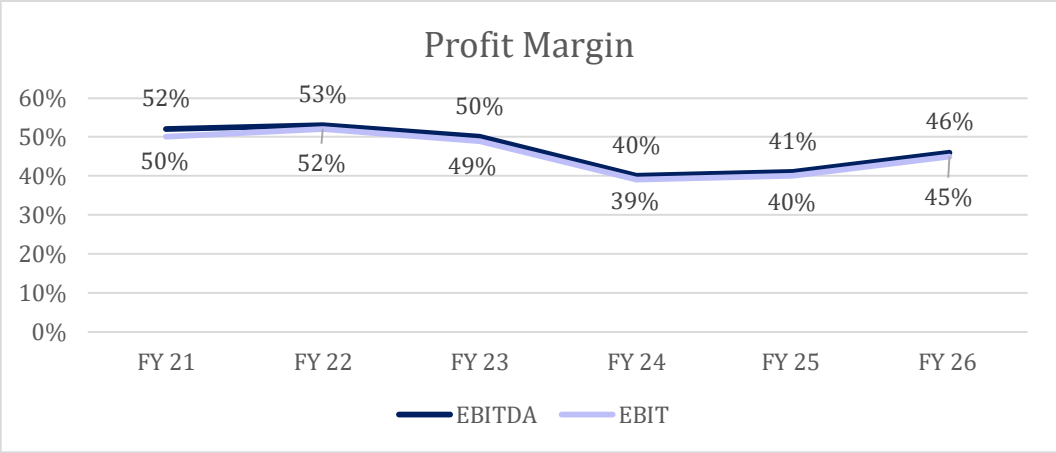


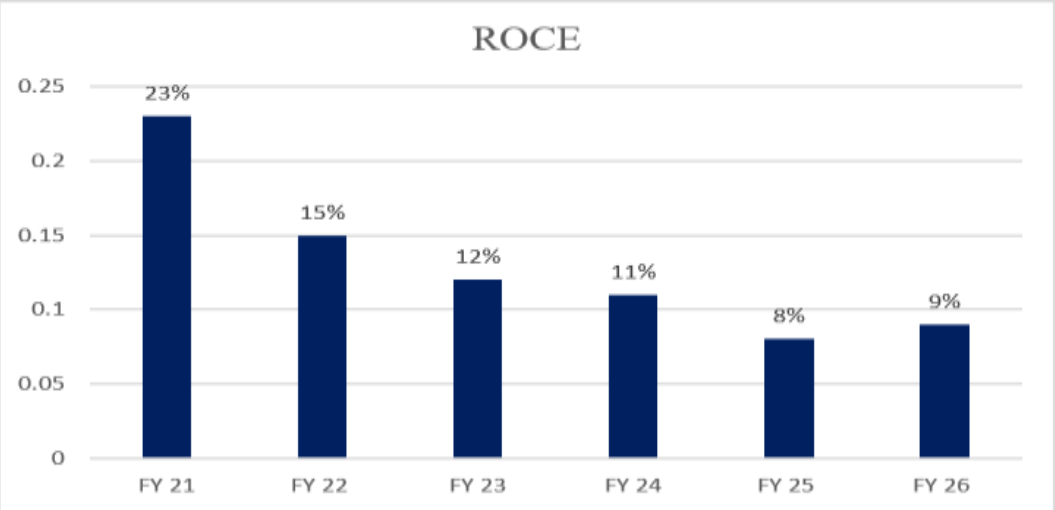

# Managing Director's Message

DEAR AND ESTEEMED FELLOW SHAREHOLDERS,

It is my privilege to write to you and present the 19th Annual Report of P. E. Analytics Limited for the Financial Year 2025-2026.

To achieve our vision that PropEquity intelligence should be at the core of every real estate decision made in India by all stakeholders, we are constantly striving to collect and track primary and secondary data and information with respect to all verticals in real estate, to create a data and analytics factory that caters to every stakeholder in the country — Government, Private Equity, Banking and Housing Finance, Developers, Building Materials companies, and retail homebuyers and investors. This factory, powered by AI and cutting-edge technology, generates real-time, actionable insights for intelligent and informed decision-making.

We continue to hold our position as India's largest Real Estate Data and Analytics Company for the last 18 years. Today we serve an institutional client base of over 300+ Developers, PE Funds, Banks & HFCs, and building material companies, and 80% of all large investment decisions made in real estate in India rely on the PropEquity data & analytics platform.

In pursuit of this mission, we have invested over ₹300 crore over the last 18 years in building an intellectual property base of catalogued real estate data that cannot be replicated by anybody else. We currently track over 1,90,000 projects by 70,000+ developers across 55+ Indian cities, and our team has grown to 500+ employees across 19 offices in major Indian cities

## Comparative Financial Position: 2022 vs 2026

P. E. Analytics Ltd closed FY 2025-26 with a Consolidated Profit Before Tax (PBT) of Rs. 20.98 Cr and a Consolidated Profit After Tax (PAT) of Rs. 15.67 Cr. In the four years since our landmark IPO in 2022, the Company has grown steadily, quarter on quarter, with revenues, profitability, and cash reserves strengthening in tandem — a testament to the resilience of our business model and the discipline of our execution. Beyond the numbers, this journey reflects the deepening confidence our stakeholders place in our vision, and gives us a stronger platform from which to scale further, innovate deeper, and create lasting value across the real estate ecosystem

| Financial Indicators | 31st March 2022 | 31st March 2026 | Growth % |
|---|---|---|---|
| Revenue (Cr) | 25.81 | 53.84 | 109% |
| Profit Before Tax (Cr) | 12.32 | 20.98 | 70% |
| Profit After Tax (Cr) | 9.39 | 15.67 | 67% |
| Cash Reserve (Cr) | 33.03 | 96.17 | 191% |

In the last few years, we have focused on creating new proprietary and secondary datasets and integrating them with each other to generate superior insights and actionable intelligence. This effort has led to the creation of new products that will be rolled out from this financial year.

## Key Developments and Strategic Milestones in FY26:

**Launch of PropEquity AI:** We are building a category-defining, indispensable AI-powered intelligence platform — the first of its kind, with the vision and the hope to be the intelligence behind every real estate decision. Having proven our B2B business model over the past 18 years to become India's largest real estate data and analytics platform, we are now taking PropEquity AI to the B2C market — an AI powered chat bot differentiated by proprietary, accurate real estate data.

HDFC Capital Advisors Limited has validated this vision, investing Rs. 8 crore in the parent company, P. E. Analytics Limited, via a Preferential Issue of Equity shares, and Rs. 7 crore (yet to be received) in our subsidiary, PropEquity Tech Pvt. Ltd., through a combination of CCPS and Equity shares. This marquee investment from one of India's most respected real estate-focused institutional investors underscores the strength of our business model, our data moat, and our growth trajectory.

**PropEdge – Scaling our Valuation Business**: Our subsidiary PropEdge has continued its strong expansion, now present across 245+ cities/towns/districts with a team of over 400+ employees, and has turned cash flow positive during the year. PropEdge remains a trusted valuation partner to over 100+ leading banks and financial institutions across the country, and its continued scale-up strengthens our position across the entire real estate data and services value chain.

**Partnership with the University of Cambridge (UK):** In a landmark development for real estate education in India, P. E. Analytics Ltd has signed a partnership with the Department of Land Economy at the University of Cambridge, UK, to establish India's most prestigious Real Estate School and Centre of Excellence, planned to be headquartered in Gurugram, with the aim to launch our first programme by Sept'2027. Under this collaboration, Cambridge's Department of Land Economy will provide curriculum design and academic guidance, and the partnership will also explore joint research opportunities, including the development of AI-led predictive models for the real estate sector. We believe this initiative will help build specialised, industry-ready talent for the real estate ecosystem in India, while further cementing PropEquity's position as a thought leader in the space.

**Strong, Debt-Free Balance Sheet:** We closed the year with cash reserves of over Rs. 95 crore, and I am proud to note that P. E. Analytics continues to be a completely debt-free company — a reflection of our disciplined capital allocation and the strength of our cash-generative business model, even as we continue to invest aggressively in technology, AI, and new product development.

## Our Priorities Going Forward:

**Retaining our Market Leadership:** Our top priority remains strengthening our dominance in Proprietary Data, New Data Sets, AI, and Technology, the key growth engines of our business, by unlocking new opportunities and reinforcing our long-term leadership.

**Technology-Led Operational Excellence:** We are embedding technology at the core of our operating model to drive efficiency, accuracy, and scale. Through centralization and automation, we are replacing legacy practices with a future ready platform that ensures speed, precision, and consistency.

**Accelerating our CRM Vertical:** We are scaling our CRM vertical by expanding capacity and enhancing capabilities, enabling accelerated growth and superior value delivery to our clients

## Redefining Real Estate Analytics with AI:

Over the past 18+ years, we have built a strong foundation as India's leading real estate data analytics company. Today, we stand at an inflection point where innovation and technology are redefining the industry, and we have responded with significant investment in Artificial Intelligence. By embedding AI across every layer of our operations — and through our new partnership with HDFC Capital to launch a dedicated AI tool for real estate — we are enhancing efficiency, generating deeper insights, and creating entirely new avenues of value.

Our commitment is not merely to keep pace with change, but to lead it — developing breakthrough platforms with the potential to disrupt the market and accelerate growth. Looking ahead, we remain focused on evolving with these innovations, staying agile and future-ready, while continuing to deliver unmatched value to our clients and stakeholders.

To our customers, employees and investors, thank you for continually pushing us to solve some of the hardest problems in real estate data and analytics. To our team, thank you for showing up each day with the passion needed to drive this transformation. We are humbled by all we have built together, and energized by everything still ahead of us.

I am also deeply grateful to our Board members, who have consistently gone well beyond what is expected of them. It has been a genuine privilege to work alongside each of you this year.

The Board remains confident in the road ahead for P. E. Analytics Ltd, as we continue to strengthen our position as India's leading real estate business intelligence and analytics company.

Thank you and best wishes!
Samir Jasuja
*Managing Director*

# Board Of Directors & Key Managerial Personnel

**Samir Jasuja**
Managing Director

A first generation serial entrepreneur, Samir has pioneered the creation of "PropEquity", India's largest online real estate data and analytics platform covering over 1.9 Lakh plus projects by more than 70,000 developers across 55 Cities. Nearly 80% of all Investments in Real Estate in India by over 200 Institutions, Developers and Banks are made using PropEquity Intelligence. PropEquity has successfully listed on the NSE platform in 2022 and the issue was oversubscribed by more than 50 times. Under his leadership PropEquity diversified into the valuation business which has grown to 300+ employees (adding to more than 500 total employee strength) in 180+ locations catering to over 104 Banks, HFI's and NBFC's since its launch in 2021.

We have launched the First and One of its kind, National Real Estate YouTube channel called @Samir Jasuja-PropEquity. A channel which aims to give deep information, knowledge, wisdom and empower you to take informed and smart decisions for your property needs based on data analytics and science.
Samir was also instrumental in the creation of the Housing Startup Index for India. He has also co-anchored the most prominent Realty TV shows in partnership with NDTV and CNBC for 7 years with more than 700 episodes.
PropEquity has been a Strategic Partner of Wharton Business School (No.1 Real Estate MBA School in the world) and Imperial College of London and IIM Bangalore. He was awarded the top 150 leaders in Asia award along with PropEquity being awarded among the Top 150 brands in Asia and GCC countries.
Samir has also been an exclusive advisor to the Indian Army's Housing arm A.W.H.O for Real Estate. He concluded a big joint venture between Tata's and the Army through which over 200 crores of residential apartments were purchased by Army officers in various Tata projects in India.
Samir was a panelist at the prestigious Global Conclave for Indian Realty hosted by CNBC TV18 at the UK Parliament House in London in July 2018.

Mr. Nitin Uppal, aged 45 years, is a seasoned business strategist and partner at S.S. International since 2007. He is a graduate in B.com (Hons) from University of Delhi and has honed his expertise in business strategy, accountancy and economics, driving significant growth and success for his company. His strategic insights and leadership have been instrumental in shaping S.S. International's trajectory, making him a respected and influential figure in the industry.

**Nitin Uppal**
Independent Director

Mr. Sachin Sandhir, Founder and Co-CEO, Genleap Ecosystem Private Limited. He is a post graduate in Diploma of Business Management from Institute at New Delhi. He was the Global Managing Director- Emerging Business for RICS a global professional body, responsible for its professional body operations in South Asia as well as RICS School of Built Environment."

**Sachin Sandhir**
Independent Director

Mr. Viraj Dev Nijhara a self-motivated and entrepreneurial professional, he is known for his ability to take complete ownership of key projects, including the creation of the Housing Start Up Index and a new B2C advisory product. With a background in urban planning from the School of Planning and Architecture, he consistently applies a strategic, hands-on approach to problem-solving. He is often relied upon to resolve critical issues and ensure the successful execution of initiatives from start to finish.

**Viraj Dev Nijhara**
Independent Non Excecutive Director

Mrs. Vaishali Jasuja, has played a pivotal role in the development of PropEquity, the advanced online data and analytics search platform of P E Analytics. As Executive Director on the Board of P E Analytics Ltd., Vaishali oversees Client Engagement, where she manages client servicing, safeguards revenue, and manages account receivables, all while maintaining a strong subscription business retention rate. She leads the 18 member client engagement team and manages the execution of client servicing strategies and processes while ensuring achievement of client servicing goals and targets. Additionally, Vaishali plays a vital role in driving new initiatives, including the company's YouTube channel and anchoring the weekly micro market show.
With 25 years of experience in Real Estate Research and Brand Marketing, Vaishali's expertise extends beyond P E Analytics. Before joining the company, she was instrumental in shaping marketing and brand strategies for multinational corporations in the FMCG, Insurance, and Advertising sectors. Academically, she holds an MBA in Marketing with distinction and a degree in Biomedical Engineering, both from the University of Mumbai.

**Vaishali Jasuja**
Director

**Pooja Verma**
Director

Ms. Pooja Verma, is Director Operations and part of the Leadership Team at PropEquity. She has been with PropEquity since its inception and has played a vital role in setting up the data processes, teams and systems. As Executive Director on the Board of P E Analytics Limited she Manages the Market Research and Intelligence Team comprising 95 employees covering all verticals – Residential, Commercial, Transaction Data, Constructions Industry Data and Primary research. Data accuracy, timely reporting and comprehensive coverage of information are the key metrics for her.

She has over 28 years of professional experience. Before joining the real estate market with PropEquity, she worked for a large hospitality group. She earned a Master of Business Administration (MBA) from the Institute of Chartered Financial Analysts of India University.

**Dheeraj Tandon**
Chief Financial Officer

Mr. Dheeraj Kumar Tandon, is a Qualified Chartered Accountant having more than 22 years of experience. His responsibilities are diverse and multifaceted, covering a broad range of financial activities like overseeing the financial planning process, including budgeting, forecasting, and strategic planning, company's capital structure, ensuring that it is optimal for achieving the company's financial goals, managing the company's cash flow to ensure liquidity and financial stability. He is also responsible for preparing and presenting financial reports to senior management, board of directors, and external stakeholders and ensuring that the company complies with all financial regulations and reporting requirements.

**Geetanjali Arya**
Company Secretary

Ms. Geetanjali Arya, is a Qualified Company Secretary from the Institute of Company Secretaries of India and holds a Bachelor's degree in Commerce (B.Com.). She possesses relevant experience in the fields of Corporate Laws, Legal Compliance and Secretarial Practices, with exposure to regulatory compliances and liaisoning with Government and Regulatory Authorities, including the Registrar of Companies (ROC) and Securities and Exchange Board of India (SEBI). She possesses a sound understanding of the Companies Act, 2013, SEBI Regulations and Corporate Governance requirements, with a strong focus on timely compliance, regulatory adherence and accurate maintenance of corporate records.

# Company Information

| NAME | DIN NO. | Designation |
|---|---|---|
| Samir Jasuja | 01681776 | Managing Director |
| Vaishali Jasuja | 01681830 | Director |
| Pooja Verma | 02256389 | Director |
| Nitin Uppal | 05134058 | Independent Director |
| Sachin Sandhir | 02147063 | Independent Director |
| Viraj Dev Nijhara | 07635960 | Independent Director |
| Dheeraj Kumar Tandon | - | Chief Financial Officer |
| Geetanjali Arya | - | Company Secretary & Compliance Officer |

## Registered office & Corporate Office

Reg office:
D-4, Commercial Complex, Paschimi Marg
Vasant Vihar, New Delhi, DL-110057.
Corp office:
348, Udyog Vihar Phase-II, Gurugram-122016,
Haryana, India.

## Listing & Stock Exchange Details

Listed at SME NSE Emerge Platform

ISIN : INE0KN801013
Symbol: PROPEQUITY

## Bankers to the Company

HDFC Bank

D-1, Shopping Centre No 2,
Vasant vihar, New Delhi-110057

## Registrar & Transfer Agent

BIGSHARE SERVICES PRIVATE LIMITED
Reg office:
E-3, Ansa Industrial Estate, Saki Vihar Road,
Sakinaka, Mumbai-400072, Maharashtra
Corp. Office:
1st Floor, Bharat Tin Works Building,
Opp.Vasant Oasis, Makwana Road, Marol,
Andheri East, Mumbai-400059
Website: www.bigshareonline.com

## Investor Relation Contact

Geetanjali Arya (Company Secretary)

Email id: cs@propequity.in
Email id: investors@propequity.in
Ph No.: 91-124-4522725

# Board's Committee

## Audit Committee

| NAME OF THE DIRECTOR | DIN | DESIGNATION |
|---|---|---|
| Nitin Uppal | 05134058 | Non-Executive & Independent Director |
| Sachin Sandhir | 02147063 | Non-Executive & Independent Director |
| Samir Jasuja | 01681776 | Managing Director |
| Viraj Dev Nijhara | 07635960 | Non-Executive & Independent Director |

## Stakeholders Relationship Committee

| NAME OF THE DIRECTOR | DIN | DESIGNATION |
|---|---|---|
| Viraj Dev Nijhara | 07635960 | Non-Executive & Independent Director |
| Sachin Sandhir | 02147063 | Non-Executive & Independent Director |
| Nitin Uppal | 05134058 | Non-Executive & Independent Director |
| Samir Jasuja | 01681776 | Managing Director |

## Nomination & Remuneration Committee

| NAME OF THE DIRECTOR | DIN | DESIGNATION |
|---|---|---|
| Nitin Uppal | 05134058 | Non-Executive & Independent Director |
| Sachin Sandhir | 02147063 | Non-Executive & Independent Director |
| Viraj Dev Nijhara | 07635960 | Non-Executive & Independent Director |
| Samir Jasuja | 01681776 | Managing Director |

## Corporate Social Responsibility Committee

| Name of the Director | Din | Designation |
|---|---|---|
| Sachin Sandhir | 02147063 | Non-Executive & Independent Director |
| Samir Jasuja | 01681776 | Managing Director |
| Vaishali Jasuja | 01681830 | Director |
| Nitin Uppal | 05134058 | Non-Executive & Independent Director |

# Internal Complaints Committee

| Name of the Director | DIN | Designation |
|---|---|---|
| Pooja Verma | 02256389 | Director |
| Shantanu Pati | --- | Head-IT |
| Garima Tripathi | --- | External Member NGO |
| Deepali Sinha | --- | Manager- HR |
| Geetanjali Arya | --- | Company Secretary |

**P. E. Analytics Limited**
**Reg. Office: D-4, Commercial Complex, Paschimi Marg, Vasant Vihar, New Delhi-110057, India**
**CIN: L70102DL2008PLC172384, Tel: 919810111697, website:** www.propequity.in

PropEquity

## NOTICE

**NOTICE i**s hereby given that the 19th Annual General Meeting ("AGM") of the members of **P. E. Analytics Limited** will be held at 13.00 hrs, **on Monday, the 28th September, 2026 through Video conferencing ("VC")/Other Audio-Visual Means (OAVM**") in accordance with the applicable provisions of the Companies Act, 2013, the rules made thereunder, Secretarial Standard-2 on General Meetings issued by the Institute of Company Secretaries of India, and the applicable circulars issued by the Ministry of Corporate Affairs ("MCA") and the Securities and Exchange Board of India ("SEBI"), as amended from time to time. The proceedings of the AGM shall be deemed to be conducted at the Registered Office of the Company, which shall be the deemed venue of the AGM.

## ORDINARY BUSINESS

1. **To receive, consider and adopt the Standalone Audited Financial Statements along with the Consolidated Financial Statements for the Financial Year Ended March 31, 2026 and Report of the Board of Directors and Auditor's thereon of the Company**.

   To consider and if thought fit, to pass, with or without modifications(s) the following resolution as an **Ordinary Resolution**:

   "**RESOLVED THAT** the Standalone Audited Financial Statements along with Consolidated Financial Statements for the Financial Year ended March 31, 2026 and Report of the Board of Directors and Auditor's of the Company for the Financial Year ended March 31, 2026 laid before this meeting, be and is hereby considered and adopted."

2. **To re-appoint Mrs. Vaishali Jasuja (DIN: 01681830) who retires by rotation and being eligible offers herself for re-appointment as a director of company.**

   To consider and if thought fit, to pass, with or without modifications(s) the following resolution as an **Ordinary Resolution: -**

   **"RESOLVED THAT** in accordance with the provisions of Section 152 and other applicable provisions of the Companies Act, 2013, Mrs. Vaishali Jasuja (DIN: 01681830), who retires by rotation at this meeting be and is hereby appointed as a Director of the Company**."**

3. **To re-appoint Ms. Pooja Verma (DIN: 02256389) who retires by rotation and being eligible offers herself for re-appointment as a director of company.**

   To consider and if thought fit, to pass, with or without modifications(s) the following resolution as an **Ordinary Resolution: -**

   **"RESOLVED THAT** in accordance with the provisions of Section 152 and other applicable provisions of the Companies Act, 2013, Ms. Pooja Verma (DIN: 02256389), who retires by rotation at this meeting be and is hereby appointed as a Director of the Company**."**

## SPECIAL BUSINESS

1. **To approve Re-appointment of Mr. Samir Jasuja (DIN: 01681776) as Managing Director of the Company.**

   To consider and if thought fit, to pass, with or without modifications(s) the following resolution as a **Special Resolution:**

   **"RESOLVED THAT** pursuant to the provisions of Sections 196, 197, 198 and 203 and other applicable provisions, if any, of the Companies Act, 2013 ("Act"), read with Schedule V to the Act and the Companies (Appointment and Remuneration of Managerial Personnel) Rules, 2014, and the Articles of Association of the Company, and subject to such approvals, permissions and sanctions as may be required, the consent of the Members of the Company be and is hereby accorded to the re-appointment of **Mr. Samir Jasuja (DIN: 01681776)** as **Managing Director of the Company**, for a further period of [5] years commencing from 15 February 2027 and ending on 14 February 2032, on such terms and conditions set out in the explanatory statement, with authority to the board to make permissible modifications.

**RESOLVED FURTHER THAT** the Board of Directors of the Company be and is hereby authorised to do all such acts, deeds, matters and things and to execute all such documents, instruments and writings as may be necessary, proper, expedient or desirable to give effect to this resolution and to settle any question, difficulty or doubt that may arise in this regard."

2. **Increase in the Authorised Share Capital and Alteration of Capital Clause of the Memorandum of Association**

"**RESOLVED THAT** pursuant to the provisions of Section 61(1)(a) and other applicable provisions, if any, of the Companies Act, 2013, read with the rules made thereunder, and the Articles of Association of the Company, the Authorised Share Capital of the Company be and is hereby increased from ₹11,00,00,000 (Rupees Eleven Crores only) divided into 1,10,00,000 (One Crore Ten Lakhs) Equity Shares of ₹10/- (Rupees Ten) each to ₹11,10,00,000 (Rupees Eleven Crores Ten Lakhs only) divided into 1,11,00,000 (One Crore Eleven Lakhs) Equity Shares of ₹10/- (Rupees Ten) each, by creation of an additional 1,00,000 (One Lakh) Equity Shares of ₹10/- (Rupees Ten) each.

**RESOLVED FURTHER THAT** pursuant to Section 13 and other applicable provisions, if any, of the Companies Act, 2013, the existing Clause V of the Memorandum of Association of the Company be and is hereby altered and substituted with the following clause:

"V. The Authorised Share Capital of the Company is ₹11,10,00,000 (Rupees Eleven Crores Ten Lakhs only) divided into 1,11,00,000 (One Crore Eleven Lakhs) Equity Shares of ₹10/- (Rupees Ten) each."

**RESOLVED FURTHER THAT** the Board of Directors of the Company or any person(s) authorised by the Board be and are hereby authorised to do all such acts, deeds, matters and things and to execute all such documents, papers and writings as may be necessary, proper or expedient for giving effect to this resolution, including filing of necessary forms, returns and documents with the Registrar of Companies and other statutory/regulatory authorities and making necessary entries in the statutory records of the Company.

**By Order of the Board of Directors**
**For P. E. Analytics Limited**

**Place: New Delhi** **(Geetanjali Arya)**
**Date: 01.09.2026** **(Company Secretary)**

**Explanatory Statement**
***(Pursuant to Section 102 of the Companies Act, 2013)***

**Item No. 1: Re-appointment of Mr. Samir Jasuja (DIN: 01681776) as Managing Director of the Company.**

The Nomination and Remuneration Committee, at its meeting held on 01.09.2026, recommended the re-appointment of Mr. Samir Jasuja as Managing Director for a further period of five (5) years with effect from 15 February 2027, on the existing terms and conditions, including remuneration. The Board, at its meeting held on 01.09.2026, approved the proposal, subject to the approval of the Members and other applicable statutory approvals

The re-appointment is proposed on the same terms and conditions as applicable to his existing appointment. There is no change in the remuneration payable to Mr. Samir Jasuja pursuant to his proposed re-appointment.

**Terms of Re-appointment**

| Particulars | Details |
|---|---|
| Name of the appointee | Mr. Samir Jasuja |
| Designation | Managing Director |
| DIN | 01681776 |
| Period of re-appointment | Five (5) years |
| Existing term expires on | 14 February 2027 |
| Proposed effective date | 15 February 2027 |
| Proposed remuneration | 56,78,000 |
| Change in remuneration | No change from the existing remuneration |
| Directorships in other Companies | Topaz IT Services Private Limited<br>Wedwise Events Private Limited<br>E Realty Dotcom Private Limited<br>Propequity Education Ventures Private Limited<br>Propequity Tech Ventures Private Limited<br>WAOH Foundation<br>Propedge Valuations Private Limited<br>Propequity Tech Private Limited<br>Propequity Education Private Limited |

The annual remuneration payable to Mr. Samir Jasuja is Rs. 56,78,000/- (Rupees Fifty-Six Lakh Seventy-Eight Thousand only). The said remuneration remains unchanged from his existing remuneration.

The remuneration shall continue to be subject to the applicable provisions of the Companies Act, 2013, including Sections 196, 197 and 198 read with Schedule V thereto, and the applicable provisions of the SEBI (Listing Obligations and Disclosure Requirements) Regulations, 2015, as amended from time to time.

The Board is of the view that the continued association of Mr. Samir Jasuja as Managing Director would be beneficial to the Company and would contribute to its continued growth and development.

The re-appointment of Mr. Samir Jasuja as Managing Director requires the approval of the Members by way of a Special Resolution pursuant to the applicable provisions of the Act.
The Board recommends the Special Resolution for approval by the Members.

**Item No. 2: Increase in Authorised Share Capital and Alteration of Capital Clause of the Memorandum of Association**

The present Authorised Share Capital of the Company is **₹11,00,00,000 (Rupees Eleven Crores only)** divided into **1,10,00,000 (One Crore Ten Lakhs) Equity Shares of ₹10/- (Rupees Ten) each**.

The Company proposes to increase its Authorised Share Capital by **₹10,00,000 (Rupees Ten Lakhs only)** from ₹11,00,00,000 to **₹11,10,00,000 (Rupees Eleven Crores Ten Lakhs only)**, divided into **1,11,00,000 (One Crore Eleven Lakhs) Equity Shares of ₹10/- each**, in order to meet the future capital requirements of the Company.

Consequent to the increase in Authorised Share Capital, Clause V of the Memorandum of Association of the Company is proposed to be altered accordingly.

The Board of Directors recommends the resolution for approval of the Members as an **Ordinary Resolution**.

**Interest of Directors, Key Managerial Personnel and their relatives:**
None of the Directors, Key Managerial Personnel and their respective relatives is concerned or interested, financially or otherwise, in the proposed resolution, except to the extent of their respective shareholding, if any, in the Company.

**By Order of the Board of Directors**
**For P. E. Analytics Limited**

**(Geetanjali Arya)**
**Company Secretary**

**Place: New Delhi**
**Date: 01.09.2026**

**NOTES:**

---

**General Instructions for accessing and participating in the 19th Annual General Meeting (AGM) through VC/ OAVM facility and voting through electronic means including remote e-voting:**

---

a) Pursuant to the General Circular No. 09/2024 dated September 19, 2024, issued by the Ministry of Corporate Affairs (MCA) and circular issued by SEBI vide circular no. SEBI/ HO/ CFD/ CFDPoD-2/ P/ CIR/ 2024/ 133 dated October 3, 2024 ("SEBI Circular") and other applicable circulars and notifications issued (including any statutory modifications or re- enactment thereof for the time being in force and as amended from time to time, companies are allowed to hold EGM/AGM through Video Conferencing (VC) or other audio visual means (OAVM), without the physical presence of members at a common venue. In compliance with the said Circulars, EGM/AGM shall be conducted through VC / OAVM.

b) Pursuant to the Circular No. 14/2020 dated April 08, 2020, issued by the Ministry of Corporate Affairs, the facility to appoint proxy to attend and cast vote for the members is not available for this EGM/AGM. However, the Body Corporates are entitled to appoint authorised representatives to attend the EGM/AGM through VC/OAVM and participate there at and cast their votes through e-voting.

c) The Members can join the EGM/AGM in the VC/OAVM mode 15 minutes before and after the scheduled time of the commencement of the Meeting by following the procedure mentioned in the Notice. The facility of participation at the EGM/AGM through VC/OAVM will be made available for 1000 members on first come first served basis. This will not include large Shareholders (Shareholders holding 2% or more shareholding), Promoters, Institutional Investors, Directors, Key Managerial Personnel, the Chairpersons of the Audit Committee,Nomination and Remuneration Committee and Stakeholders Relationship Committee, Auditors etc. who are allowed to attend the EGM/AGM without restriction on account of first come first served basis.

d) The attendance of the Members attending the EGM/AGM through VC/OAVM will be counted for the purpose of reckoning the quorum under Section 103 of the Companies Act, 2013.

e) Pursuant to the provisions of Section 108 of the Companies Act, 2013 read with Rule 20 of the Companies (Management and Administration) Rules, 2014 (as amended) the Secretarial Standard on General Meetings (SS-2) issued by the ICSI and Regulation 44 of SEBI (Listing Obligations & Disclosure Requirements) Regulations 2015 (as amended), and the Circulars issued by the Ministry of Corporate Affairs from time to time the Company is providing facility of remote e-Voting to its Members in respect of the business to be transacted at the EGM/AGM. For this purpose, the Company has entered into an agreement with National Securities Depository Limited (NSDL) for facilitating voting through electronic means, as the authorized agency. The facility of casting votes by a member using

remote e-Voting system as well as e-voting on the date of the EGM/AGM will be provided by NSDL.

f) In line with the Ministry of Corporate Affairs (MCA) Circular No. 17/2020 dated April 13, 2020, the Notice calling the AGM has been uploaded on the website of the Company at www.propequity.in. The Notice can also be accessed from the websites of the Stock Exchanges i.e. BSE Limited and National Stock Exchange of India Limited at www.bseindia.com and www.nseindia.com respectively and the EGM/AGM Notice is also available on the website of NSDL (agency for providing the Remote e-Voting facility) i.e. www.evoting.nsdl.com.

g) EGM/AGM has been convened through VC/OAVM in compliance with applicable provisions of the Companies Act, 2013 read with 03/2025 dated 22.09.2025, read with applicable earlier MCA circulars.

**THE INSTRUCTIONS FOR MEMBERS FOR REMOTE E-VOTING AND JOINING GENERAL MEETING ARE AS UNDER:-**

The remote e-voting period begins on 25th September 2026, at 09:00 A.M, and ends on 27th September 2026 at 05:00 P.M. The remote e-voting module shall be disabled by NSDL for voting thereafter. The Members, whose names appear in the Register of Members / Beneficial Owners as on the record date (cut-off date) i.e. 21st September 2026 , may cast their vote electronically. The voting right of shareholders shall be in proportion to their share in the paid-up equity share capital of the Company as on the cut-off date, 21st September 2026 .

**How do I vote electronically using NSDL e-Voting system?**

*The way to vote electronically on NSDL e-Voting system consists of "Two Steps" which are mentioned below:*

**Step 1: Access to NSDL e-Voting system**

A) Login method for e-Voting and joining virtual meeting for Individual shareholders holding securities in demat mode

In terms of SEBI circular dated December 9, 2020 on e-Voting facility provided by Listed Companies, Individual shareholders holding securities in demat mode are allowed to vote through their demat account maintained with Depositories and Depository Participants. Shareholders are advised to update their mobile number and email Id in their demat accounts in order to access e-Voting facility.

Login method for Individual shareholders holding securities in demat mode is given below:

| Type of shareholders | Login Method |
|---|---|
| Individual Shareholders holding securities in demat mode with NSDL. | 1. For OTP based login you can click on https://eservices.nsdl.com/SecureWeb/evoting/evotinglogin.jsp. You will have to enter your 8-digit DP ID,8-digit Client Id, PAN No., Verification code and generate OTP. Enter the OTP received on registered email id/mobile number and click on login. After successful authentication, you will be redirected to NSDL Depository site wherein you can see e-Voting page. Click on company name or **e-Voting service provider i.e. NSDL** and you will be redirected to e-Voting website of NSDL for casting your vote during the remote e-Voting period or joining virtual meeting & voting during the meeting.<br><br>2. Existing IDeAS user can visit the e-Services website of NSDL Viz. https://eservices.nsdl.com either on a Personal Computer or on a mobile. On the e-Services home page click on the "Beneficial Owner" icon under "Login" which is available under 'IDeAS' section, this will prompt you to enter your existing User ID and Password. After successful authentication, you will be able to see e-Voting services under Value added services. Click on "Access to e-Voting" under e-Voting services and you will be able to see e-Voting page. Click on company name or e-Voting service provider i.e. NSDL and you will be re-directed to e-Voting website of NSDL for casting your vote during the remote e-Voting period or joining virtual meeting & voting during the meeting.<br>3. If you are not registered for IDeAS e-Services, option to register is available at https://eservices.nsdl.com. Select "Register Online for IDeASPortal" or click at https://eservices.nsdl.com/SecureWeb/IdeasDirectReg.jsp<br><br>4. Visit the e-Voting website of NSDL. Open web browser by typing the following URL: https://www.evoting.nsdl.com/ either on a Personal Computer or on a mobile. Once the home page of e-Voting system is launched, click on the icon "Login" which is available under 'Shareholder/Member' section. A new screen will open. You |

| | |
|---|---|
| | will have to enter your User ID (i.e. your sixteen-digit demat account number hold with NSDL), Password/OTP and a Verification Code as shown on the screen. After successful authentication, you will be redirected to NSDL Depository site wherein you can see e-Voting page. Click on company name or e-Voting service provider i.e. NSDL and you will be redirected to e-Voting website of NSDL for casting your vote during the remote e-Voting period or joining virtual meeting & voting during the meeting.<br><br>5. Shareholders/Members can also download NSDL Mobile App "NSDL Speede" facility by scanning the QR code mentioned below for seamless voting experience.<br> |
| Individual Shareholders holding securities in demat mode with CDSL | 1. Users who have opted for CDSL Easi / Easiest facility, can login through their existing user id and password. Option will be made available to reach e-Voting page without any further authentication. The users to login Easi /Easiest are requested to visit CDSL website www.cdslindia.com and click on login icon & New System Myeasi Tab and then use your existing my easi username & password.<br><br>2. After successful login the Easi / Easiest user will be able to see the e-Voting option for eligible companies where the evoting is in progress as per the information provided by company. On clicking the e voting option, the user will be able to see e-Voting page of the e-Voting service provider for casting your vote during the remote e-Voting period or joining virtual meeting & voting during the meeting. Additionally, there is also links provided to access the system of all e-Voting Service Providers, so that the user can visit the e-Voting service providers' website directly.<br><br>3. If the user is not registered for Easi/Easiest, option to register is available at CDSL website www.cdslindia.com and click on login & New System Myeasi Tab and then click on registration option. |

| | |
|---|---|
| | 4. Alternatively, the user can directly access e-Voting page by providing Demat Account Number and PAN No. from a e-Voting link available on www.cdslindia.com home page. The system will authenticate the user by sending OTP on registered Mobile & Email as recorded in the Demat Account. After successful authentication, user will be able to see the e-Voting option where the evoting is in progress and able to directly access the system of all e-Voting Service Providers. |
| Individual Shareholders (holding securities In demat mode) Login through their depository participants | You can also login using the login credentials of your demat account through your Depository Participant registered with NSDL/CDSL for e- Voting facility, upon logging in, you will be able to see e-Voting option.<br>Click on e-Voting option, you will be redirected to NSDL/CDSL Depository site after successful authentication, wherein you can see e-Voting feature. Click on company name or e-Voting service provider i.e.<br>NSDL and you will be redirected to e-Voting website of NSDL for casting your vote during the remote e-Voting period or joining virtual meeting & voting during the meeting. |

**Important note:** Members who are unable to retrieve User ID/ Password are advised to use Forget User ID and Forget Password option available at abovementioned website.

**Helpdesk for Individual Shareholders holding securities in demat mode for any technical issues related to login through Depository i.e. NSDL and CDSL.**

| Login Type | Helpdesk details |
|---|---|
| Individual Shareholders holding securities in demat mode with NSDL | Members facing any technical issue in login can contact NSDL helpdesk by sending a request at evoting@nsdl.com or call at 022 - 4886 7000 |
| Individual Shareholders holding securities in demat mode with CDSL | Members facing any technical issue in login can contact<br>CDSL helpdesk by sending a request at helpdesk.evoting@cdslindia.com or contact at toll free no. 1800-21-09911 |

**B) Login Method for e-Voting and joining virtual meeting for shareholders other than Individual shareholders holding securities in demat mode and shareholders holding securities in physical mode.**

**How to Log-in to NSDL e-Voting website?**

1. Visit the e-Voting website of NSDL. Open web browser by typing the following URL: https://www.evoting.nsdl.com/ either on a Personal Computer or on a mobile.
2. Once the home page of e-Voting system is launched, click on the icon "Login" which is available under 'Shareholder/Member' section.
3. A new screen will open. You will have to enter your User ID, your Password/OTP and a Verification Code as shown on the screen.
   *Alternatively, if you are registered for NSDL eservices i.e. IDEAS, you can log-in at https://eservices.nsdl.com/ with your existing IDEAS login. Once you log-in to NSDL eservices after using your log-in credentials, click on e-Voting and you can proceed to Step 2 i.e. Cast your vote electronically.*
4. Your User ID details are given below:

| Manner of holding shares i.e. Demat (NSDL or CDSL) or Physical | Your User ID is: |
|---|---|
| a) For Members who hold shares in demat account with NSDL. | 8 Character DP ID followed by 8 Digit Client ID<br><br>For example if your DP ID is IN300*** and Client ID is 12****** then your user ID is IN300***12******. |
| b) For Members who hold shares in demat account with CDSL. | 16 Digit Beneficiary ID<br><br>For example if your Beneficiary ID is 12********** then your user ID is 12********** |
| c) For Members holding shares in Physical Form. | EVEN Number followed by Folio Number registered with the company |

| | |
|---|---|
| | For example if folio number is 001*** and EVEN is 101456 then user ID is 101456001*** |

5. Password details for shareholders other than Individual shareholders are given below:

   a) If you are already registered for e-Voting, then you can use your existing password to login and cast your vote.
   b) If you are using NSDL e-Voting system for the first time, you will need to retrieve the 'initial password' which was communicated to you. Once you retrieve your 'initial password', you need to enter the 'initial password', and the system will force you to change your password.
   c) How to retrieve your 'initial password'?

   i) If your email ID is registered in your demat account or with the company, your 'initial password' is communicated to you on your email ID. Trace the email sent to you from NSDL from your mailbox. Open the email and open the attachment i.e. a .pdf file. Open the .pdf file. The password to open the .pdf file is your 8-digit client ID for NSDL account, last 8 digits of client ID for CDSL account or folio number for shares held in physical form. The .pdf file contains your 'User ID' and your 'initial password'.
   ii) If your email ID is not registered, please follow steps mentioned below in **process for those shareholders whose email ids are not registered.**

6. If you are unable to retrieve or have not received the "Initial password" or have forgotten your password:
   a) Click on "Forgot User Details/Password?"(If you are holding shares in your demat account with NSDL or CDSL) option available on www.evoting.nsdl.com.
7. After entering your password, tick on Agree to "Terms and Conditions" by selecting on the check box.
8. Now, you will have to click on "Login" button.
9. After you click on the "Login" button, Home page of e-Voting will open.

**Step 2: Cast your vote electronically and join General Meeting on NSDL e-Voting system.**

**How to cast your vote electronically and join General Meeting on NSDL e-Voting system?**

1. After successful login at Step 1, you will be able to see all the companies "EVEN" in which you are holding shares and whose voting cycle and General Meeting is in active status.

2. Select "EVEN" of company for which you wish to cast your vote during the remote e-Voting period and casting your vote during the General Meeting. For joining virtual meeting, you need to click on "VC/OAVM" link placed under "Join Meeting".

3. Now you are ready for e-Voting as the Voting page opens.
4. Cast your vote by selecting appropriate options i.e. assent or dissent, verify/modify the number of shares for which you wish to cast your vote and click on "Submit" and "Confirm" when prompted.
5. Upon confirmation, the message "Vote cast successfully" will be displayed.
6. You can also take the printout of the votes cast by you by clicking on the print option on the confirmation page.
7. Once you confirm your vote on the resolution, you will not be allowed to modify your vote.

**General Guidelines for shareholders**

1. Institutional shareholders (i.e. other than individuals, HUF, NRI etc.) are required to send scanned copy (PDF/JPG Format) of the relevant Board Resolution/ Authority letter etc. with attested specimen signature of the duly authorized signatory(ies) who are authorized to vote, to the Scrutinizer by e-mail to asacs2022@gmail.com with a copy marked to evoting@nsdl.com . Institutional shareholders (i.e. other than individuals, HUF, NRI etc.) can also upload their Board Resolution / Power of Attorney / Authority Letter etc. by clicking on **"Upload Board Resolution / Authority Letter"** displayed under **"e-Voting"** tab in their login.

2. It is strongly recommended not to share your password with any other person and take utmost care to keep your password confidential. Login to the e-voting website will be disabled upon five unsuccessful attempts to key in the correct password. In such an event, you will need to go through the "Forgot User Details/Password?" or "Physical User Reset Password?" option available on www.evoting.nsdl.com to reset the password.

3. In case of any queries, you may refer the Frequently Asked Questions (FAQs) for Shareholders and e-Voting user manual for Shareholders available at the download section of www.evoting.nsdl.com or call at 022 - 4886 7000 or send a request to Ms. Pallavi Mhatre, Senior Manager, National Securities Depository Ltd., 3rd Floor, Naman Chamber, Plot C-32, G-Block, Bandra Kurla Complex, Bandra East, Mumbai, Maharashtra - 400051 at the designated email address: evoting@nsdl.com or at telephone no. 022-48867000.

**Process for those shareholders whose email ids are not registered with the depositories for procuring user id and password and registration of e mail ids for e-voting for the resolutions set out in this notice**:

1. In case shares are held in physical mode please provide Folio No., Name of shareholder, scanned copy of the share certificate (front and back), PAN (self-attested scanned copy of PAN card), AADHAR (self attested scanned copy of Aadhar Card) by email to cs@propequity.in & investors@propequity.in

2. In case shares are held in demat mode, please provide DPID-CLID (16 digit DPID + CLID or 16 digit beneficiary ID), Name, client master or copy of Consolidated Account statement, PAN (self-attested scanned copy of PAN card), AADHAR (self-attested scanned copy of Aadhar Card) to cs@propequity.in & investors@propequity.in If you are an Individual shareholders holding securities in demat mode, you are requested to refer to the login method explained at **step 1 (A)** i.e. **Login method for e-Voting and joining virtual meeting for Individual shareholders holding securities in demat mode.**
3. Alternatively shareholder/members may send a request to evoting@nsdl.com for procuring user id and password for e-voting by providing above mentioned documents.

4. In terms of SEBI circular dated December 9, 2020 on e-Voting facility provided by Listed Companies, Individual shareholders holding securities in demat mode are allowed to vote through their demat account maintained with Depositories and Depository Participants. Shareholders are required to update their mobile number and email ID correctly in their demat account in order to access e-Voting facility.

**THE INSTRUCTIONS FOR MEMBERS FOR e-VOTING ON THE DAY OF THE AGM ARE AS UNDER:-**

1. The procedure for e-Voting on the day of the AGM is same as the instructions mentioned above for remote e-voting.
2. Only those Members/ shareholders, who will be present in the AGM through VC/OAVM facility and have not casted their vote on the Resolutions through remote e-Voting and are otherwise not barred from doing so, shall be eligible to vote through e-Voting system in the AGM.
3. Members who have voted through Remote e-Voting will be eligible to attend the AGM. However, they will not be eligible to vote at the AGM.
4. The details of the person who may be contacted for any grievances connected with the facility for e- Voting on the day of the AGM shall be the same person mentioned for Remote e-voting.

**INSTRUCTIONS FOR MEMBERS FOR ATTENDING THE AGM THROUGH VC/OAVM ARE AS UNDER:**

1. Member will be provided with a facility to attend the AGM through VC/OAVM through the NSDL e- Voting system. Members may access by following the steps mentioned above for **Access to NSDL e- Voting system**. After successful login, you can see link of "VC/OAVM link" placed under **"Join**

**meeting"** menu against company name. You are requested to click on VC/OAVM link placed under Join General Meeting menu. The link for VC/OAVM will be available in Shareholder/Member login where the EVEN of Company will be displayed. Please note that the members who do not have the User ID and Password for e-Voting or have forgotten the User ID and Password may retrieve the same by following the remote e-Voting instructions mentioned in the notice to avoid last minute rush.

2. Members are encouraged to join the Meeting through Laptops for better experience.

3. Further Members will be required to allow Camera and use Internet with a good speed to avoid any disturbance during the meeting.

4. Please note that Participants Connecting from Mobile Devices or Tablets or through Laptop connecting via Mobile Hotspot may experience Audio/Video loss due to Fluctuation in their respective network. It is therefore recommended to use Stable Wi-Fi or LAN Connection to mitigate any kind of aforesaid glitches.

5. Shareholders who would like to express their views/have questions may send their questions in advance mentioning their name demat account number/folio number, email id, mobile number at cs@propequity.in & investors@propequity.in .The same will be replied by the company suitably.

   The Notice of the AGM and the Annual Report for the financial year 2025-26 including therein the Audited Financial Statements for the financial year 2025-26 will be available on the website of the company i.e www.propequity.in and National Stock Exchange of India Limited at www.nseindia.com. The Notice of AGM will also be available on the website of NSDL at www.evoting.nsdl.com.

6. The Securities and Exchange Board of India (SEBI) has mandated the submission of Permanent Account Number (PAN) by every participant in securities market. Members holding shares in electronic form are, therefore, requested to submit the PAN to their Depository Participants with whom they are maintaining their demat accounts. Members holding shares in physical form can submit their PAN details to the Company.

7. Details as required in sub-regulation (3) of Regulation 36 of the Listing Regulations and Secretarial Standard on General Meeting (SS-2) of ICSI, in respect of the Directors seeking appointment/ re- appointment at the AGM, forms integral part of Notice of the AGM. Requisite declarations have been received from the Directors for seeking appointment/ re-appointment.

**By Order of the Board of Directors For P. E. Analytics Limited**

**(Geetanjali Arya)**
**Company Secretary**

**Place: New Delhi**
**Date: 01.09.2026**

**ANNEXURE TO ITEM NO.2 AND 3**

**DETAILS OF DIRECTORS SEEKING APPOINTMENT / RE-APPOINTMENT AS REQUIRED UNDER REGULATION 36(3) OF SEBI (LISTING OBLIGATIONS AND DISCLOSURE REQUIREMENTS) REGULATIONS, 2015 ('SEBI LISTING REGULATIONS')**

| Name of Director | Mrs. Vaishali Jasuja | Ms. Pooja Verma |
|---|---|---|
| DIN | 01681830 | 02256389 |
| Date of Birth | 31.12.1974 | 03.11.1976 |
| Age | 52 | 50 |
| Date of Appointment on the Board of Company (immediate previous) | 19.11.2017 | 19.03.2018 |
| Education Qualification | M.B.A (Marketing) | M.B.A |
| Relationship with KMP's, Directors | Wife of Mr. Samir Jasuja, Managing Director | Nil |
| Shareholding in Company | 271 shares (being promoter group) | 1 share |
| Experience (in years) | 26 years | 26 years |
| Area of Expertise | Vice-President-Client Engagement including Revenue Protection | Data Operations, Data Audit Operations, General Management. |
| Directorship in other public/ private Company | Propequity Education Ventures Private Limited | E-Realty Dotcom Pvt Ltd-Director |
| | | Propequity Education Ventures Private Limited |
| | Propequity Tech Ventures Private Limited | Propequity Tech Ventures Private Limited |
| | | Waoh Foundation |
| | Wedwise Events Private Limited | Propequity Tech Private Limited |
| | | Propedge Valuations Private Limited |
| | E-realty Dotcom Private Limited | Wedwise Events Pvt Ltd-Director |
| | | Propequity Education Ventures Private Limited |
| | Propequity Tech Private Limited | |
| | Propequity Education Private Limited | |
| Membership in committee of other public Company | Member-1<br>Chairperson-<br>Nil | Member-1<br>Chairperson-<br>Nil |

# DIRECTORS' REPORT

***Dear Member(s),***

Your Directors are pleased to present the 19th Annual Report of P.E. Analytics Limited (the 'Company'), together with the Audited Standalone and Consolidated Financial Statements for the financial year ended March 31, 2026

**FINANCIAL SUMMARY/PERFORMANCE OF THE COMPANY (STANDALONE & CONSOLIDATED)**

**(Amount in Lakhs)**

| PARTICULARS | Standalone | | Consolidated | |
|---|---|---|---|---|
| | For the Financial Year ended | | For the Financial Year ended | |
| | 31st March 2026 (₹) | 31st March 2025 (₹) | 31st March 2026 (₹) | 31st March 2025 (₹) |
| **Revenue from Operations** | 3041.41 | 2449.45 | 4682.73 | 4439.58 |
| **Other Income** | 719.50 | 631.00 | 701.63 | 629.44 |
| **Total Income** | 3760.91 | 3080.45 | 5384.36 | 5069.02 |
| **Less: Expenses** | 1606.87 | 1437.47 | 3236.93 | 3234.65 |
| **Earnings Before Interest, Tax, Depreciation and Amortization (EBITDA)** | 2154.04 | 1642.98 | 2147.44 | 1834.37 |
| **Depreciation and Amortization** | 48.77 | 42.33 | 49.27 | 42.33 |
| **Finance Cost** | - | - | - | - |
| **Exceptional Items** | - | - | | 0.21 |
| **Profit Before Tax (PBT)** | 2105.27 | 1600.65 | 2098.17 | 1791.83 |
| **Current Tax** | 534.47 | 402.64 | 543.62 | 462.60 |

| | | | | |
|---|---|---|---|---|
| Earlier Years | 2.12 | (0.58) | (2.95) | 5.99 |
| Deferred tax | 3.86 | 3.68 | (9.83) | (5.03) |
| Profit after tax (PAT) | 1564.82 | 1194.91 | 1567.34 | 1328.27 |

**FINANCIAL PERFORMANCE AND STATE OF COMPANY'S AFFAIRS**

Consolidated revenue from operations was ₹4,682.73 lakh, as compared with ₹4,439.58 lakh in FY 2024-25, representing an increase of approximately 5.48%. The Consolidated EBITDA of the Company was ₹ 2,147.44 Lakhs during the year under review as compared to ₹1,834.37 Lakhs in FY 2024-2025.

Standalone Revenue from operations was ₹3,041.41 Lakhs as compared to ₹2,449.45 Lakhs in FY 2024-2025. The Standalone EBITDA of the Company was ₹2,154.04 Lakhs during the year under review as compared to ₹1,642.98 Lakhs in FY 2024-2025.

The Company recorded a significant improvement in its overall financial performance during FY 2025-2026. On a consolidated basis, the Profit After Tax (PAT) increased to ₹1,567.34 Lakhs in FY 2025-2026 from ₹1,328.27 Lakhs in FY 2024-2025, reflecting a growth of approximately 18.00%. On a standalone basis, the Profit After Tax increased to ₹1,564.82 Lakhs from ₹1,194.91 Lakhs, representing a growth of approximately 31%.

**CONSOLIDATED LEVEL**

Pursuant to the provisions of Section 129 read with Sections 134 and 136 of the Companies Act, 2013 and the rules made thereunder, and in accordance with Regulations 33 and 34 of the SEBI (Listing Obligations and Disclosure Requirements) Regulations, 2015, the Company has prepared the Consolidated Financial Statements for the financial year 2025–26 comprising the financial statements of the Company and the entities included in the consolidated financial statements, namely PropEdge Valuations Private Limited, ProEquity Tech Private Limited, ProEquity Education Private Limited and WAOH Foundation.

The Consolidated Financial Statements for the financial year 2025–26 have been prepared in accordance with the applicable provisions of the Companies Act, 2013, the SEBI (Listing Obligations and Disclosure Requirements) Regulations, 2015, and the Indian Accounting Standards (Ind AS) specified under Section 133 of the Companies Act, 2013 read with the Companies (Indian Accounting Standards) Rules, 2015, as applicable. The audited Consolidated Financial Statements together with the Independent Auditor's Report thereon form part of this Annual Report.

In accordance with Section 136 of the Companies Act, 2013, separate audited financial statements of the subsidiaries, as applicable, are available on the Company's website and

shall be provided to any shareholder upon request. The relevant documents shall also be available for inspection by members at the Company's registered office during business hours, in accordance with applicable law.

**CHANGES IN NATURE OF BUSINESS AND MAJOR EVENT**

For sustained growth in future, Company wants to rely on the main business of the Company i.e engaged in providing proprietary Real Estate Business Intelligence and Analytics Platform on B2B business model to various users such as Developers, construction industry, Investors, Banks, Housing finance companies, Equity research firms, real estate PE funds, REIT's financial institutions, Mortgage Insurers, HNI's Lenders and Investors in real estate. Our products are considered as a premier Business Intelligence product-a first of its kind in India in the Realty space.

**DIVIDEND**

In order to conserve the resources for future requirements & plans for future expansion, the Board has decided to retain the profits generated and consequently Board is unable to recommend distribution of dividend.

**RESERVES**

During the Financial Year 2025-2026, the Company has transferred a total amount of Rs. 1,564.82 (in Lakhs) to general reserves of the Company.

**PUBLIC DEPOSIT**

During the year under review, the Company has not accepted or renewed any deposit from the public falling within the ambit of section 73 of the Companies Act, 2013 and the Companies (Acceptance of Deposits) Rules, 2014.

**CHANGE IN CAPITAL STRUCTURE**

During the Financial Year under review, there has been no change in the Authorized Share Capital of your Company i.e. Rs. 11,00,00,000/- (Rupees Eleven Crore Only) divided into 1,10,00,000 (One Crore Ten lakh) Equity Shares of Rs.10/- each.

**Issued, Subscribed and Paid-up Capital:**

The Company's Equity share Capital positions as on March 31, 2026 is as follows:

| Equity | Authorised Share Capital | | | Issued, Subscribed, & Paid up share capital | | |
|---|---|---|---|---|---|---|
| | No. of shares | Face value | Amount (in Rs.) | No. of shares | Face value | Amount (in Rs. |
| | 1,10,00,000 | 10 | 11,00,00,000 | 1,04,82,104 | 10 | 10,48,21,040 |

During the year, the Company allotted 3,97,800 equity shares of ₹10/- each at an issue price of ₹201/- per share to HDFC Capital Advisors Limited on a preferential basis, aggregating to ₹7,99,57,800/-. Consequent thereto, the paid-up share capital increased by ₹39,78,000/-, from ₹ 10,48,21,040 to ₹ 10,87,99,040.

**EQUITY INFUSION**

No Equity infusion was done during the financial year 2025-26. However, subsequent to the Financial year 2025-26, the Company raised ₹7,99,57,800/- through a preferential issue of 3,97,800 equity shares of ₹10 each at an issue price of ₹201 per share. Consequent thereto, the paid-up share capital increased by ₹39,78,000/-.

**LISTING**

The Equity Shares are listed (listing date - 04.04.2022) on the National Stock Exchange of India Limited (**"Stock Exchange"**) on SME-EMERGE Platform. The Company had fulfilled all necessary requirements, entered into listing agreements with the Stock Exchange.

**DEMATERIALISATION OF EQUITY SHARES:**

All the Equity shares of the Company are in dematerialized form with either of the depositories viz NSDL and CDSL. The ISIN No. allotted is INE0KN801013.

**DETAILS OF SUBSIDIARY/ JOINT VENTURES/ ASSOCIATE COMPANIES**

During the financial year 2021–22, the Company acquired 8,000 equity shares of face value ₹10 each in **PropEdge Valuations Private Limited**, representing 80% of its paid-up equity share capital comprising 10,000 equity shares. Consequently, PropEdge Valuations Private Limited became a subsidiary of the Company with effect from **6 January 2022**, in accordance with the provisions of Section 2(87) of the Companies Act, 2013.

During the financial year 2025–26, the Company incorporated three new subsidiaries, namely **PropEquity Tech Private Limited**, **PropEquity Education Private Limited** and **WAOH Foundation**, a Section 8 company, in which the Company held **65%, 65% and 100%**, respectively. The aggregate investment made by the Company in these three entities during the year amounted to approximately **₹2.30 lakh**.

**PropEquity Tech Private Limited** was incorporated on **7 February 2026** and became a **65% subsidiary** of the Company. The entity has been established in connection with the Company's **PropEquity AI / technology initiative**. The Company continued to hold 65% of the paid-up share capital of the subsidiary as at the financial year-end.

**PropEquity Education Private Limited** was incorporated on **9 February 2026** and became a **65% subsidiary** of the Company. The entity was included among the subsidiaries considered for the Company's consolidated financial statements for FY2025–26. Given its incorporation shortly before the financial year-end, its contribution to the Company's financial performance during FY2025–26 was not material based on the information disclosed.

**WAOH Foundation**, a **Section 8 company**, was incorporated on **31 October 2025**, with the Company holding **100%** of its share capital. The entity is distinct in nature from the company's commercial subsidiaries and was included in the company's consolidated financial statements for FY2025–26.

During Financial Year 2025–26, the Company also had an interest in **PropEquity Middle East**, a limited liability company incorporated in the United Arab Emirates, in which the Company held **25%** of the share capital. However, the associate was **closed/dissolved during FY2025–26**. No amounts were recovered by the Company and the entire investment of approximately **₹11.55 lakh was written off** during the year. Accordingly, PropEquity Middle East was not a continuing associate as at **31 March 2026**.

Further, **PropEquity AI Pte. Ltd.**, Singapore, was incorporated with the Company proposed to hold **40%** and Mr. Samir Jasuja holding **60% in his individual capacity**. Accordingly, the entity did not qualify as a subsidiary of the Company. As at **31 March 2026**, the share capital had not been transferred and business operations had not commenced. Accordingly, the entity was **not considered for consolidation** in the Company's financial statements for FY2025–26.

The Company also disclosed that **PropEquity Tech Ventures Private Limited** and **PropEquity Education Ventures Private Limited** were under the process of **strike-off with the Registrar of Companies**, having ceased operations, and that no share capital had been transferred to these entities. The proposed strike-off of these entities was not expected to have any material impact on the Company's operations or financial position.

## DIRECTORS AND KEY MANAGERIAL PERSONNEL

### Directors

The Board of Directors are responsible for and committed to maintaining sound principles of effective management and oversight in the Company. The Board's primary focus is on formulating business strategies and policies, establishing robust control systems, and providing strategic guidance and direction to the Company in achieving its business objectives while safeguarding the interests of all stakeholders.

The matters reserved for consideration and approval by the Board include those relating to the Company's overall strategic policies, financial affairs and shareholders' interests. These matters include, but are not limited to, deliberation and approval of business plans, risk management framework, internal controls, preliminary announcements of interim and annual financial results, dividend policy, annual budgets, and significant corporate activities such as material acquisitions, disposals and related-party transactions.

Through effective oversight and informed decision-making, the Board ensures that the Company operates with transparency, accountability, prudence and a clear focus on sustainable growth and long-term value creation.

The Board of Directors, on the recommendation of the Nomination and Remuneration Committee and after considering the integrity, knowledge, experience, expertise and proficiency of Mr. Viraj Dev Nijhara (DIN: 07635960), accorded its approval for his appointment as an Independent Director of the Company, not liable to retire by rotation, with effect from May 16, 2025 for a period of five years, i.e. from May 16, 2025 to May 16, 2030.

The said appointment was subsequently approved by the Members at the Annual General Meeting held on September 19, 2025.

Further, Mr. Samir Jasuja (DIN: 01681776), Managing Director of the Company, was re-appointed as Managing Director with effect from February 15, 2022. The Board of Directors, at its meeting held on 1st September, 2026, on the recommendation of the Nomination and Remuneration Committee, considered and approved the proposal for re-appointment of Mr. Samir Jasuja as Managing Director of the Company for a further period of five years with effect from 15 February 2027, subject to the approval of the Members at the ensuing AGM and such other approvals as may be required under applicable laws.

Considering his experience, knowledge of the business, expertise and contribution to the growth and development of the Company, the Board is of the opinion that his continued association as Managing Director would be in the best interests of the Company and accordingly recommends his re-appointment for approval of the Members at the ensuing AGM.

The disclosures in respect of the proposed re-appointment of Directors, including Mr. Samir Jasuja, as required under the applicable provisions of the Act, Regulation 36 of the SEBI Listing Regulations, as applicable, and the Secretarial Standards on General Meetings ("SS-2"), are provided in the Notice of the ensuing AGM, forming part of this Annual Report.

The Independent Directors of the Company have confirmed that they:

a. meet the criteria of independence as prescribed under the Act and the applicable provisions of the SEBI Listing Regulations;

b. abide by the Code of Independent Directors as provided under Schedule IV to the Act; and

c. have registered themselves on the databank of Independent Directors maintained by the Indian Institute of Corporate Affairs.

**STATEMENT REGARDING OPINION OF THE BOARD WITH REGARD TO INTEGRITY, EXPERTISE AND EXPERIENCE (INCLUDING PROFICIENCY) OF INDEPENDENT DIRECTOR APPOINTED DURING THE YEAR**

Pursuant to Rule 8(5)(iiia) of the Companies (Accounts) Rules, 2014, the Board of Directors, based on the recommendation of the Nomination and Remuneration Committee and after considering the qualifications, experience, expertise, integrity and proficiency of Mr. Viraj Dev Nijhara (DIN: 07635960), who was appointed as an Independent Director of the Company during the financial year, is of the opinion that Mr. Viraj Dev Nijhara possesses the requisite integrity, expertise and experience (including proficiency) required to discharge his duties and responsibilities effectively as an Independent Director of the Company.

**Key Managerial Personnel**

In accordance with the provisions of Section 2(51) and 203 of the Act read with Companies (Appointment and Remuneration of Managerial Personnel) Rules, 2014, following are the KMPs of your Company as at 31st March 2026.

| S.No. | Name | Designation |
|---|---|---|
| 1. | Mr. Samir Jasuja | Managing Director |
| 2. | Mr. Dheeraj Kumar Tandon | Chief Financial Officer |
| 3. | Ms. Prachi Bansal* | Company Secretary and Compliance Officer |

The Board of the Company has appointed competent professionals as Chief Financial Officer and Company Secretary to discharge their respective responsibilities, including compilation and reporting of data, coordination with stakeholders, and liaison with merchant bankers and various regulatory authorities and agencies, including NSE and SEBI.

*During the year under review, Ms. Prachi Bansal, Company Secretary, resigned from her office with effect from April 5, 2026. Subsequently, the Board of Directors, at its meeting held on April 6, 2026, appointed Ms. Hriitka Verma (M. No. 79901) as the Company Secretary and Compliance Officer of the Company with effect from April 6, 2026.

Subsequent to the close of the financial year, Ms. Hriitka Verma resigned from her office as Company Secretary and Compliance Officer of the Company with effect from August 5, 2026. Thereafter, the Board of Directors, at its meeting held on September 1, 2026, appointed Ms. Geetanjali Arya (M. No. 81504) as the Company Secretary and Compliance Officer of the Company with effect from September 1, 2026.

The Board places on record its appreciation for the valuable contribution and services rendered by Ms. Prachi Bansal and Ms. Hriitka Verma during their respective tenures with the Company and welcomes Ms. Geetanjali Arya to her new role.

Mr. Dheeraj Kumar Tandon, Chief Financial Officer of the Company, continued in office during the year and continues to hold the office with effect from January 3, 2022.

**DISCLOSURE OF RELATIONSHIPS BETWEEN DIRECTORS INTERSE**

| Name of the Director | Relationship with other Director |
|---|---|
| Samir Jasuja | Husband of the Director – Vaishali Jasuja |
| Vaishali jasuja | Wife of Managing Director – Samir Jasuja |
| Pooja Verma | None |
| Ajay Kalayil Chacko (Resigned w.e.f 16.05.2025) | None |
| Sachin Sandhir | None |
| Nitin Uppal | None |
| Viraj Dev Nijhara | None |

**RETIREMENT BY ROTATION**

In accordance with Section 152 of the Companies Act, 2013, and Articles of Association of the Company, Ms. Vaishali Jasuja, (DIN: 01681830) and Ms. Pooja Verma (DIN: 02256389) Directors of the Company, are hereby liable to be retire by rotation at the ensuing Annual General Meeting and being eligible, have offered themselves for re-appointment. The Company has received the requisite declarations and consents from the directors seeking re-appointment. The Board confirms that none of the Directors is disqualified from being appointed as a Director under Section 164 of the Companies Act, 2013 and necessary declaration has been obtained from all the Directors in this regard. Further, Brief profile along with the consent of Director(s) seeking Re-appointment is given in **Annexure-I** of the notice and also presented in the Board's Report

**BOARD EVALUATION**

Pursuant to the section 134(3)(p) of Companies Act, 2013 read with Rule 8(4) of Companies (Accounts) Rules, 2014 and SEBI (Listing Obligations and Disclosure Requirements) Regulations, 2015, the annual evaluation of the performance of the Board, its Committees and individual Directors was carried out in accordance with the provisions of the Companies Act, 2013 and applicable SEBI regulations. The evaluation covered, inter alia, Board composition, effectiveness of Board processes, quality and timeliness of information, participation and contribution of Directors, strategic guidance, risk management and functioning of Committees. The performance evaluation of the Board and its Committees was carried out based on the prescribed criteria and feedback received from the Directors.

**DECLARATION FROM INDEPENDENT DIRECTORS**

Each Independent Director, at the first meeting of the Board in which he participates as a Director and hereafter at the first meeting of the Board in every Financial Year, gives a declaration that he meets the criteria of independence as provided under section 149(7) and applicable provisions of the Securities and Exchange Board of India (Listing Obligations and Disclosure Requirement), Regulation 2015 and accordingly the Company has received

necessary declaration from each Independent Director under Section 149(7) of the Companies Act, 2013 and as per Regulation 16(1)(b) of the Securities and Exchange Board of India (Listing Obligations and Disclosure Requirement), 2015 that he/ she meets with the criteria of Independence laid down in Section 149(6) of the Companies Act, 2013 and SEBI (LODR) Regulations.

**NUMBER OF MEETINGS OF BOARD OF DIRECTORS**

In accordance with the requirements of the Act and SEBI LODR Regulations, your Company convenes a minimum of four Board meetings in every calendar year, ensuring that the gap between any two consecutive meetings does not exceed 120 days. Additional meetings of the Board or its Committees are held as necessary to ensure effective oversight and management of the Company's operations. The agenda, along with the necessary explanatory notes and annexures, is circulated in advance to all Directors to facilitate informed decision making.

During the Financial Year 2025-26, the Board of Directors met 5 (Five) times on the following dates:

| S. No. | Date of Board Meeting | No. of Directors eligible to attend meeting | No. of Directors attended meeting |
|---|---|---|---|
| **1** | 16.05.2025 | 6 | 6 |
| **2** | 14.08.2025 | 6 | 5 |
| **3** | 08.11.2025 | 6 | 5 |
| **4** | 29.01.2026 | 6 | 5 |
| **5** | 27.03.2026 | 6 | 4 |

**BOARD COMMITTEE(S) MEETINGS**

In accordance with the applicable provisions of law, the Board has also duly constituted the following Committees:

A. Audit Committee
B. Nomination and Remuneration Committee
C. Stakeholders' Relationship Committee
D. Corporate Social Responsibility Committee

The Company has constituted the Internal Committee in accordance with Section 4 of the Sexual Harassment of Women at Workplace(Prevention, Prohibition and Redressal) Act, 2013. The Committee is constituted with prescribed composition and is responsible for receiving and redressing complaints relating to sexual harassment at the workplace.

**A. Audit Committee:**

The Board has constituted an Audit Committee on 30.03.2022. The constitution, composition and functioning of the Audit Committee also meets with the requirement of Section 177 of the Companies Act, 2013. The Company, being listed on the SME platform, is exempt from the corporate governance requirements specified in Regulation 18 of the SEBI (Listing Obligations and Disclosure Requirements) Regulations, 2015 to the extent provided under Regulation 15(2)(b). All the recommendations of Audit Committee have been accepted by the Board of Directors of the Company. The Number of meeting attended during the year by each member is as follows:

| Name of the Member | Category | Attendance at the meetings held on | | | |
|---|---|---|---|---|---|
| | | 16.05.2025 | 14.08.2025 | 08.11.2025 | 29.01.2026 |
| **Mr. Nitin Uppal** | **Independent Director** | Present | Present | Present | Leave of Absence |
| **Mr. Ajay Kalayil Chacko** | **Independent Director** | Resigned w.e.f 16.05.2025 | NA | NA | NA |
| **Mr. Samir Jasuja** | **Managing Director** | Present | Present | Present | Present |
| **Mr. Sachin Sandhir** | **Independent Director** | Present | Present | Leave of Absence | Present |
| **Viraj Dev Nijhara** | **Independent Director** | Appointed in the meeting held on 16.05.2025 | Present | Leave of Absence | Present |

**B. Nomination and Remuneration Committee:**

The Board of Directors of the Company has constituted Nomination and Remuneration Committee (NRC) on 30.03.2022. The Constitution, Composition and functioning of the Nomination and Remuneration Committee also meets with the requirements of Section 178(1) of the Companies Act, 2013 and Regulation 19 of the SEBI (Listing Obligations and Disclosure Requirements) Regulations, 2015. The Number of meeting attended during the year by each member is as follows:

| Name of the Member | Category | Attendance at the meetings held on | | |
|---|---|---|---|---|
| | | 16.05.2025 | 14.08.2025 | 27.03.2026 |
| **Mr, Nitin Uppal** | **Independent Director** | Present | Present | Leave of Absence |
| **Mr. Ajay Kalayil Chacko** | **Independent Director** | Present and Resigned at the same meeting | NA | NA |
| **Mr. Samir Jasuja** | **Managing Director** | Present | Present | Present |
| **Mr. Sachin Sandhir** | **Independent Director** | Leave of Absence | Present | Present |
| **Viraj Dev Nijhara** | **Independent Director** | Appointed in the meeting held on 16.05.2025 | Present | Leave of Absence |

**C. Stakeholders' Relationship Committee:**

The Board of Directors of the Company has constituted Stakeholder's Relationship Committee (SRC) on 30.03.2022. The Constitution, Composition and functioning of the Stakeholder's Relationship Committee also meets with the requirements of Section 178 of the Companies Act, 2013 and Regulation 20 of the SEBI (Listing Obligations and Disclosure Requirements) Regulations, 2015. The Number of meeting attended during the year by each member is as follows:

| Name of the Member | Category | Attendance at the meetings held on 08.11.2025 |
|---|---|---|
| **Mr. Nitin Uppal** | **Independent Director** | Present |
| **Mr. Samir in** | **Managing Director** | Present |
| **Mr. Sachin Sandhir** | **Indpendent Director** | Leave of Absence |
| **Mr. Viraj Nijhara** | **Indpendent Director** | Present |



**D. Corporate Social Responsibility Committee:**

The Board of Directors of the Company has constituted Corporate Social Responsibility (CSR) Committee on 30.03.2022. The Constitution, Composition and functioning of the Corporate Social Responsibility Committee also meets with the requirements of Section 135 of the Companies Act, 2013. The Number of meeting attended during the year by each member is as follows:

| Name of the Member | Category | Attendance at the meetings held on 12.02.2026 |
|---|---|---|
| Mr. Samir Jasuja | Managing Director | Present and appointed as a member w.e.f 12.02.2026 |
| Mr, Sachin Sandhir | Independent Director | Present |
| Ms, Vaishali Jasuja | Director | Present |
| Mr, Viraj Dev Nijhara | Independent Director | Present |
| Mr, Nitin Uppal | Independent Director | Leave of Absence |

**Internal Complaints Committee (ICC), Sexual Harassment of women at workplace (prevention, prohibition and redressal) Act, 2013.**

The Board of Directors of the Company has constituted the Internal Complaints Committee (ICC) on 30.03.2022. The Constitution, Composition and functioning of the Internal Complaints Committee also meets with the requirements of Section 4 of Sexual Harassment of Women at Workplace (Prevention, Prohibition and Redressal) Act, 2013.

| Name of the Member | Category | Attendance at the meetings held on 29.01.2026 |
|---|---|---|
| Ms. Pooja Verma | Director | Present |
| Mr. Shantanu Pati | Member | Present |
| Ms. Prachi Bansal* | Company Secretary | Present |
| Ms. Deepali Sinha | Member | Present |
| Ms. Garima Tripathi | External Member | Present |

**Note: Ms. Prachi Bansal resigned from the position of Company Secretary and Compliance Officer of the Company with effect from April 5, 2026. Ms. Hritika Verma was appointed as the Company Secretary and Compliance Officer of the Company, who further resigned on 05 August, 2026 and, thereafter Ms. Geetanjali Arya was appointed as the Company Secretary and Compliance Officer of the Company and further inducted as a Member of the Internal Committee constituted under the Sexual Harassment of Women at Workplace (Prevention, Prohibition and Redressal) Act, 2013, with effect from September 1, 2026.*

**MATERIAL CHANGES AND COMMITMENTS, IF ANY, AFFECTING THE FINANCIAL POSITION OF THE COMPANY WHICH HAVE OCCURRED BETWEEN THE END OF THE FINANCIAL YEAR OF THE COMPANY TO WHICH THE FINANCIAL STATEMENTS RELATE AND THE DATE OF THE REPORT.**

There were no material changes and commitments affecting the financial position of the Company occurred between the ends of the financial year to which this financial statements relate on the date of this report.

Subsequent to March 31, 2026, the Company increased its equity share capital from 1,04,82,104 equity shares to 1,08,79,904 equity shares pursuant to the preferential issue of 3,97,800 equity shares to HDFC Capital Advisors Limited, a non-promoter entity. Consequent to the said issue, the promoter shareholding of the Company stands diluted to 72.26%, while the public shareholding stands at approximately 27.74%.

**SIGNIFICANT AND MATERIAL ORDERS PASSED BY THE REGULATORS OR COURTS OR TRIBUNALS IMPACTING THE GOING CONCERN STATUS AND COMPANY'S OPERATIONS IN FUTURE**

No significant and material orders were passed by the regulators/courts or tribunals during the year which would adversely affect the going concern status of the Company or its future operations.

**ANNUAL RETURN**

Pursuant to Section 92(3) of the Act and Rule 12 of the Companies (Management and Administration) Rules, 2014 , the Annual Return for the FY 2025-2026 is available on Company's website at URL:- www.propequity.in.

**PARTICULARS OF LOANS, GUARANTEES OR INVESTMENTS UNDER SECTION 186**

In accordance with Section 186 of the Act, the particulars of loans, guarantees provided, and investments made during the Financial Year forms part of the Notes to the Financial Statements included in this Annual Report. All loans, guarantees, securities, and investments were made in furtherance of the Company's business objectives and are aligned with its strategic and operational requirements

Necessary Details are given here below: Amount outstanding as at 31st March, 2026

| Particulars | Amount (in Rs.) |
|---|---|
| Loans Given | 0 |
| Guarantees Given | 0 |
| Investments Made | 7,25,30,536 |

| Particulars | As at 31/03/2026 (Amount in Rs.) |
|---|---|
| INVESTMENTS | |
| **INVESTMENT IN SHARES (QUOTED)** | |
| Hind Petro | 1,15,96,892 |
| IOC | 19,96,650 |
| ITC | 1,90,93,912 |
| ONGC | 27,16,512 |
| **INVESTMENTS IN PRIVATE EQUITY** | |
| India Real Estate Investment Fund | 96,97,200 |
| Investment Ask Real Estate Special Situation | 2,05,29,370 |
| Investment Arnya Real Estate Fund | 60,00,000 |
| Investment Sammaan Capital | 9,00,000 |

**WEBSITE**

www.propequity.in is the website of the Company. All the requisite details, policy are placed on the website of the Company.

**POLICY ON DIRECTORS APPOINTMENT AND REMUNERATION**

The salient features of the policy of Director's appointment and remuneration of Directors, KMP, senior employees and related parties are as provided under Section 178(3) of the Companies Act, 2013, SEBI (LODR) Regulations, 2015 and any other re-enactment(s) for the time being in force.

Nomination and Remuneration Policy is available at the website of the Company www.propequity.in .The Board has adopted Nomination and Remuneration policy for selection and appointment of Directors and Key Managerial Personnel and to decide their remuneration. The Nomination and Remuneration policy of the company acts as a guideline for determining, inter alia, qualifications, positive attributes and independence of a Director, matters relating to the remuneration, appointment, removal and evaluation of the performance of the Directors and Key Managerial Personnel.

None of the Directors of this Company are related to or taking any remuneration from any of its subsidiary Company.

**INVESTOR GRIEVANCE REDRESSAL POLICY**

The Company has adopted an internal policy for Investor Grievance handling, reporting and Redressal of same.

**PARTICULARS OF EMPLOYEES AND REMUNERATION**

Particulars of Employees Section 197(12) of the Companies Act, 2013 and other disclosures as per rule 5(2) of Companies (Appointment & Remuneration of Managerial Personnel) Rules, 2014, forming part of the Directors' Report for the year ended 31st March, 2026.

**a) Ratio of Remuneration of each director to the Employees median remuneration:**

| Particulars | Designation | Remuneration (p.a.) | Median Remuneration | Ratio |
|---|---|---|---|---|
| Samir Jasuja | Managing Director | 56,78,750 | 6,00,000 | 9.46 |
| Vaishali Jasuja | Director | 36,16,000 | 6,00,000 | 6.03 |
| Pooja Verma | Director | 33,78,000 | 6,00,000 | 5.63 |

**b)** The appointment & percentage increase in remuneration of Chief Financial Officer, Company Secretary or Manager, if any in the financial year are as under:

Mr. Dheeraj Kumar Tandon is appointed as chief financial officer of the Company w.e.f 03rd January 2022, during the year the remuneration was increased from Rs.21.71 Lac to Rs. 24.31 Lacs as disclosed under the schedule related party disclosures.

Ms. Prachi Bansal was appointed as the Company Secretary and Compliance Officer of the Company with effect from 1 July 2024. During the financial year under review, remuneration aggregating to ₹6.95 lakh was paid to her in accordance with the applicable provisions of the Companies Act, 2013 and the relevant Rules made thereunder. Subsequently, Ms. Prachi Bansal resigned from the position of Company Secretary and Compliance Officer with effect from 5 April 2026. The Board places on record its appreciation for the valuable services rendered by her during her tenure with the Company.

Ms. Hritika Verma was appointed as a Company Secretary of the Company w.e.f 6th April, 2026 and during the year the net remuneration of 6.00 Lac was recorded as per the relevant schedule. Subsequently, Ms. Hritika Verma resigned from the position of Company secretary and Compliance Officer with effect from 5 August 2026.

Thereafter, Ms. Geetanjali Arya is appointed as a Company Secretary of the Company w.e.f 1st September, 2026.

Notes: Gross remuneration comprises salary, commission, allowances, monetary value of perquisites, Company's contribution to Provident Fund, Haryana Labour Welfare Fund and Superannuation Fund; but excludes contribution to Gratuity Fund on the basis of actuarial valuation for which separate figures are not available.

c) Number of permanent employees on the rolls of the Company as on 31st March 2026- 152.

d) Affirmation is given that the remuneration paid to the Directors of the Company is as per section 198 of the companies act and as per the remuneration policy.

e) The percentage increase in median remuneration of employees for the Financial Year 2025-2026 is 8%.

**f)** The average increase in the managerial remuneration is 8.00% & the average increase in the salary of employees other than managerial personnel is 10%.

**g)** The following employees fall within the disclosure requirements prescribed under Rule 5(2) of the Companies (Appointment and Remuneration of Managerial Personnel) Rules, 2014 and amendments thereof:

| Empl. Name | Designation | Nature of Empl. | Educational Qual. | Age | Experience in months | Gross Remuneration (FY 2025-2026) | Relative of any Director/ manager |
|---|---|---|---|---|---|---|---|
| Samir Jasuja | Managing Director | Permanent | MBA Finance | 54 | 354 | 5,678,750 | Yes-Husband of Director (Mrs. Vaishali Jasuja) |
| Vaishali Jasuja | Director (Vice President - client engagement) | Permanent | M.M.S. Marketing | 52 | 224 | 36,16,000 | Yes-Wife of Managing Director |
| Pooja Verma | Director( Head-Data Operations) | Permanent | MBA | 50 | 355 | 33,78,000 | No |
| Dheeraj Kumar Tandon | Chief Financial Officer | Permanent | CA | 53 | 276 | 24,30,636 | No |
| Prachi Bansal | Compliance Officer | Permanent | CS | 28 | 13 | 6,95,000 | No |

**INSURANCE**

The Company has taken insurance coverage for its assets as considered appropriate based on the nature and value of the assets and its risk assessment. All assets of the Company are not insured yet.

**PARTICULARS OF CONTRACT AND ARRANGEMENT WITH RELATED PARTIES**

During FY 2025-26, all transactions with related parties were entered into in the ordinary course of business and on an arm's length basis. The particulars of contracts or arrangements with related parties, as required under Section 188 of the Companies Act, 2013, are provided in Form AOC-2 annexed hereto as **Annexure-II.**

## SECRETARIAL AUDITORS

M/s. Agarwal S. & Associates, Company Secretaries, was appointed as the Secretarial Auditor of the Company, for a term of 5 (five) consecutive financial years, commencing from the financial year 2025-26 to the financial year 2029-30, at the Extraordinary General Meeting of the Company held on February 24, 2026. The Secretarial Audit Report for the financial year ended March 31, 2026 is annexed and marked as **Annexure IV** to this Report.

The Secretarial Audit Report for the financial year ended March 31, 2026, issued by M/s. Agarwal S. & Associates, Company Secretaries, is annexed to this Report as Annexure IV. The Secretarial Audit Report contains certain observations relating to (i) acquisition of shares/voting rights by Mr. Samir Jasuja in excess of the permissible creeping acquisition limit under the SEBI (Substantial Acquisition of Shares and Takeovers) Regulations, 2011, and (ii) the promoter shareholding exceeding 75%, resulting in the public shareholding falling below the minimum prescribed level of 25%. The Board's explanations/comments in respect of the said observations are set out below the report. M/s. Agarwal S. & Associates, Company Secretaries has confirmed that it is not disqualified from continuing as the Secretarial Auditor of the Company

## BOARD'S EXPLANATION TO THE OBSERVATIONS OF THE SECRETARIAL AUDITOR

### Observation 1 – Acquisition of additional shares/voting rights by Mr. Samir Jasuja

The Company has taken note of the observation made by the Secretarial Auditor regarding the acquisition of additional shares/voting rights by Mr. Samir Jasuja during the Financial Year 2025-26.

Based on the records of the Company, Mr. Samir Jasuja acquired additional equity shares of the Company during the Financial Year 2025-26 through market/bulk market transactions. The Company has reviewed the relevant shareholding records and disclosures made in respect of such acquisitions and has taken note of the provisions of the Securities and Exchange Board of India (Substantial Acquisition of Shares and Takeovers) Regulations, 2011, as applicable.

The Company has taken note of the observation of the Secretarial Auditor and shall continue to ensure compliance with the applicable provisions of the SEBI (Substantial Acquisition of Shares and Takeovers) Regulations, 2011, including the applicable disclosure and regulatory requirements.

**Observation 2 – Promoter shareholding exceeding 75%**

The Company has taken note of the observation made by the Secretarial Auditor regarding the promoter shareholding exceeding the maximum permissible non-public shareholding of 75% during the Financial Year 2025-26.

Subsequently, with a view to aligning the shareholding structure of the Company with the applicable minimum public shareholding requirements, the Company, pursuant to the requisite approvals, made a preferential issue of **3,97,800 equity shares of face value ₹10 each at an issue price of ₹201 per equity share to HDFC Capital Advisors Limited, belonging to the non-promoter category**.

Consequent to the aforesaid preferential issue, the total number of equity shares of the Company increased from **1,04,82,104 to 1,08,79,904 equity shares**, and the promoter shareholding was diluted from **75.00% to 72.26%**. Accordingly, the public shareholding increased to approximately **27.74%**, which is above the applicable minimum public shareholding requirement of 25%.

The Company has accordingly taken corrective steps to align its promoter and public shareholding with the applicable regulatory requirements and shall continue to monitor the shareholding pattern to ensure continuing compliance with the applicable provisions of the Securities Contracts (Regulation) Rules, 1957 and SEBI regulations.

**STATUTORY AUDITORS**

The Company appointed M/s. Singhi Chugh and Kumar, Chartered Accountants (FRN: 013613N), a peer-reviewed firm, as the Statutory Auditors of the Company for a term of five (5) consecutive years, commencing from the Financial Year 2021-22 to the Financial Year 2025-26, at the Annual General Meeting held in the year 2021.

Pursuant to the provisions of Section 139 of the Companies Act, 2013, the Board of Directors has recommended the re-appointment of M/s. Singhi Chugh and Kumar, Chartered Accountants (FRN: 013613N) as the Statutory Auditors of the Company for a further term of five (5) consecutive years, commencing from the Financial Year 2026-27, subject to the approval of the Members at the ensuing Annual General Meeting.

The proposed re-appointment is in accordance with the applicable provisions of the Companies Act, 2013 and the rules made thereunder.

**STATUTORY AUDITORS' REPORT- REPORT ON FRAUD U/S 143 (12) OF COMPANIES ACT, 2013.**

The Auditor's Report doesn't contain any qualifications or reservation. The comments in the Auditor's Report read with the notes to the accounts are self-explanatory and do not call for further explanation. No fraud has been reported by the Auditors under section 143(12) of the Companies Act, 2013 requiring disclosure in the Board's Report.

**DETAILS OF APPLICATIONS MADE OR PROCEEDINGS PENDING UNDER THE INSOLVENCY AND BANKRUPTCY CODE, 2016**

Pursuant to Rule 8(5)(xi) of the Companies (Accounts) Rules, 2014, the Board of Directors reports that during the financial year 2025-26, no application was made by or against the Company and no proceeding was pending against the Company under the Insolvency and Bankruptcy Code, 2016 ("IBC"). Further, no proceeding under the IBC was pending against the Company as at 31st March, 2026. Accordingly, there was no matter requiring disclosure in this regard.

**INTERNAL AUDITORS**

Pursuant to Section 138 of the Companies Act, 2013 read with rule 8 of the Companies (Accounts) Rules, 2014, M/s Mensk Management Consultants LLP was appointed as Internal Auditors of the Company at the Board Meeting held on 14th August, 2025, to conduct the Internal Audit for the Financial Year 2025-26.

Findings and reports of Internal Auditors are reviewed by the Audit Committee for scrutinizing compliance with internal controls, the efficiency and effectiveness of operations as well as key process risks. The Audit Committee periodically reviews internal audit plans, significant audit findings and adequacy of internal controls

**ENERGY CONSERVATION, TECHNOLOGY ABSORPTION, FOREIGN EXCHANGE, EARNING AND OUTGO**

In accordance with the provisions of section 13(3)(m) of the Companies Act, 2013 read with the Rule 8 of the Companies (Accounts) Rules, 2014, the relevant information pertaining to conservation of energy, technology absorption, foreign exchange earnings and outgo are as follows:

**A)Conservation of energy:**

The energy conservation receives utmost attention of the management. Conservation of energy is always been an area of priority in the Company's operations. The Company has consumed power of Rs. 17,40,192 (Previous year –Rs. 15,03,000) for the year under review.

The steps taken by the Company for utilizing the alternate sources of energy- NIL
The Capital Investment or Energy Conversation Equipment's- NIL

**(B) Technology absorption:**

The efforts made towards technology absorption:

The Company's approach to technology has always been focused on enhancing the consumer experience by leveraging technology. We understand that today the consumer enjoys the use of digital assistance and use of AI for a more personalized experience. We have enhanced the functionality and added new insightful reports to our marquee applications of PEPlus and PropBuild.

We have continuously upgraded our local data center to improve data processing and communication and also removed the bottleneck in performance due to concurrency & high processing. We are working on AI & ML based technologies in our data extraction & processing to improve the process automation and resource deployment. We have enhanced our application schema and backend architecture to accommodate the future requirement of high data processing with increased data accuracy.

We have developed and implemented a new data processing interface and upgraded existing tools to handle the repetitive data queries and hence helped in increasing data accuracy and

reducing the response time to clients. Recently, we have developed and implemented new applications and backed systems for our clients in banking to include their new branding guidelines to manage their data, and content. This enhancement helps our clients to increase the organic leads for their home loan business.

We have created and implemented a new functionality in our CRM application with improved entry interface and customized reports and also added a dynamic dashboard and MIS reports for faster turnaround time.

**(C) Foreign exchange earnings and Outgoings:**
During the year the foreign exchange earned was Rs. 75.45 Lac & foreign exchange used was NIL.

**CORPORATE SOCIAL RESPONSIBILITY**
The Company comes under the criteria as mentioned in section 135 of the Companies Act, 2013 i.e Corporate Social Responsibility and accordingly the amount has been spent on CSR activities for the Financial year 2025-2026 to comply with the requirements of necessary social expenditure which is Rs. 26.89 Lac (2% of the average net profit of the immediate preceding three financial years). CSR Expenditure is incurred towards Education development. The CSR Committee has been formulated on 30th March, 2022 as per the applicable provisions of the Act and the Composition of the committee is provided above in this report.

**VIGIL MECHANISM/ WHISTLE BLOWER POLICY**

Your Company is unwavering in its commitment to the highest standards of ethical, moral, and legal business conduct. In alignment with this commitment, the Board of Directors has established a comprehensive Vigil Mechanism / Whistle-Blower Policy. This policy provides a robust framework for Directors and Employees to report genuine concerns, grievances, and instances of unethical behaviour, actual or suspected fraud, or violations of the Company's Code of Conduct or Ethics Policy.

**Key Features of the Policy:**

• **Safeguards Against Victimisation**: The policy ensures adequate protection against any form of retaliation for individuals who utilise this mechanism in good faith.

• **Direct Access to Audit Committee**: It facilitates direct communication with the Chairman of the Audit Committee, ensuring that concerns are addressed promptly and effectively.

• **Encouraging Ethical Reporting**: The primary objective is to provide a platform for Directors and Employees to raise concerns regarding any irregularity, misconduct, or unethical dealings within the Company that could adversely affect the organisation.

**Access to the Policy :**

The Vigil Mechanism/Whistle Blower Policy, as approved by the Board, is publicly available on the Company's official website. It can be accessed at the following link: https://www.propequity.in/investorrelations/Whistle_Blower_Policy.pdf

**DIRECTORS RESPONSIBILITY STATEMENT**

The Company has taken the utmost care in its operations, compliance, transparency, financial disclosures and the financial statements have been made to give a true and fair view of the state of affairs of the Company. As required under section 134 (5) and 134(3)(c), and based upon the detailed representation, due diligence and inquiry there of your Board of Directors assures and confirm as under:

a) In the preparation of the annual accounts for the Financial Year ended on 31st March, 2026, the applicable accounting standards have been followed and there are no material deviations from the same.
b) The Directors have selected such accounting policies and applied them consistently and made judgments and estimates that are reasonable and prudent so as to give true and fair view of the state of affairs of the Company at the end of the financial year and of the profit or loss of the Company for that year;
c) The Directors have taken proper and sufficient care for the maintenance of adequate accounting records in accordance with the provisions of the Companies Act 2013 for safeguarding the assets of the Company and for preventing and detecting fraud and other irregularities.
d) The Director have prepared the annual accounts for the Financial Year ended 31st March, 2026 on going concern basis.
e) The Directors had laid down internal financial controls to be followed by the Company and that such internal financial controls are adequate and were operating effectively.
f) The Directors had devised proper systems to ensure compliance with the provisions of all applicable laws and that such system were adequate and operating effectively.

**PREVENTION OF SEXUAL HARASSMENT AT WORKPLACE**

The Company is committed to providing a safe, inclusive and respectful working environment to all its employees and maintains a zero-tolerance approach towards sexual harassment at the workplace.

The Company has complied with the applicable provisions of the **Sexual Harassment of Women at Workplace (Prevention, Prohibition and Redressal) Act, 2013** and the rules made thereunder. The Company has constituted an Internal Committee in accordance with the applicable provisions of the said Act.

In accordance with the applicable provisions of the Companies (Accounts) Rules, 2014, as amended, the details relating to complaints of sexual harassment received and disposed of during the financial year ended 31st March 2026 are as follows:

| Particulars | Number |
|---|---|
| Number of complaints of sexual harassment received during the year | 0 |
| Number of complaints disposed of during the year | 0 |
| Number of complaints pending as at 31 March 2026 for more than ninety days | 0 |
| Number of complaints pending as at 31 March 2026 | 0 |

The Company continues to take appropriate measures to ensure awareness, prevention and redressal of sexual harassment at the workplace.

**EMPLOYEE GENDER-WISE DETAILS**

In accordance with the applicable provisions of the Companies (Accounts) Rules, 2014, as amended, the gender-wise composition of employees of the Company as at 31 March 2026 is as follows:

| Category | Number of Employees |
|---|---|
| Male | 105 |
| Female | 45 |
| Transgender | 0 |
| **Total** | **150** |

**COMPLIANCE WITH THE MATERNITY BENEFIT ACT, 1961**

The Company is committed to providing appropriate benefits and facilities to eligible women employees in accordance with the provisions of the Maternity Benefit Act, 1961, as applicable.

The Company confirms that it has complied with the applicable provisions of the Maternity Benefit Act, 1961 and the rules made thereunder during the financial year ended 31st March 2026.

The Company has adopted appropriate policies and practices relating to maternity benefits, maternity leave and other applicable statutory entitlements for eligible women employees.

## RISK MANAGEMENT

In today's economic environment, Risk Management is a very important part of business. The main aim of risk management is identify, monitor and take precautionary measures in respect of the events that may pose risks for the business. Your Company's risk management is embedded in the business processes. Your Company has identified the certain risks such as uncertain economic environment, competition, compliance and industrial risk & safety risks. The Company has planned to manage such risk by adopting best management practices.

## ENVIRONMENT, HEALTH AND SAFETY

The Company accords the highest priority to Environment, Health and Safety. The Management is constantly reviewing the safety standards of the employee and the management believes in the concept of sustainable development. (Under group health insurance plan, a group medical policy for employees is available to receive compensation).

## POLICY ON PRESERVATION OF DOCUMENTS

The Company has formulated a policy pursuant to Regulation 9 of the Securities Exchange Board of India (Listing obligations and disclosure requirements) Regulations, 2015 ("Regulations") on preservation of the documents to ensure safekeeping of the records and safeguard the documents from getting manhandled, while at same time avoiding superfluous inventory of documents.

## POLICY ON CRITERIA FOR DETERMINING MATERIALITY OF EVENTS:

The policy is framed in accordance with the Regulation 30 of the SEBI (Listing obligations and disclosure requirements) Regulations, 2015. The objective of the policy is to determine materiality of events or information of the Company and to ensure that such information is adequately disseminated in pursuance with the Regulations and to provide overall governance framework for such determination of materiality.

## CORPORATE GOVERNANCE

The Company has got listed on 04.04.2022 on SME Emerge Platform of NSE, by virtue of Regulation 15 of SEBI (Listing obligations and disclosure requirements) Regulations, 2015 ("LODR") the compliance with the corporate governance provisions as specified in Regulation 17 to 27 and clauses (b) to (i) of sub-regulation (2) of Regulation 46 and Para C, D and E of Schedule V are not applicable to the Company. Hence, the Corporate Governance Report does not form part of this Annual Report.

**EMPLOYEE RELATIONS**

The Company maintained cordial and harmonious relations with its employees throughout the financial year. The Board places on record its appreciation for the dedication, valuable contribution and cooperation extended by the employees at all levels.

The Company considers its employees as a valuable asset and continues to recruit suitably qualified personnel as per its business requirements. The Company remains committed to providing a safe, inclusive and conducive work environment and ensuring the health and well-being of its employees.

There were **no instances of strike, lock-out or other industrial disputes** during the financial year.

**PARTICULARS OF CONTRACTS OR ARRANGEMENTS WITH RELATED PARTIES UNDER SECTION 188**

All the related party transactions were entered by the Company in ordinary course of business and were in arm's length basis. The Company presents all related party transactions before the Board specifying the nature, value, and terms and conditions of the transaction. Transactions with related parties are conducted in a transparent manner with the interest of the Company and Stakeholders as utmost priority.

The particular of Contracts or Arrangements made with related parties made pursuant to Section 188 are furnished in Form AOC -2 as Annexure-II and is attached to this report.

**COST AUDIT**

Central Government has notified rules for Cost Audit and as per new Companies (Cost Records and Audit) Rules, 2014 issued by Ministry of Corporate Affairs, Company is not falling under the industries, which will subject to cost audit, therefore, the cost audit for financial year 2025-2026 is not applicable on the Company.

**ACKNOWLEDGEMENTS**

Your Directors take this opportunity to offer their sincere thanks to the employees for their contribution and esteemed shareholders for their support. The Directors express their sincere appreciation to the valued shareholders, bankers and clients for their support.

**For and behalf of Board of Directors**

**P.E. ANALYTICS LIMITED**

**Samir Jasuja**
**Managing**
**Director**
**DIN No:** 01681776

**Place -** Gurgaon
**Date: -** 01.09.2026

**ANNEXURE-I**

**DETAILS OF DIRECTORS SEEKING APPOINTMENT / RE-APPOINTMENT AS REQUIRED UNDER REGULATION 36(3) OF SEBI (LISTING OBLIGATIONS AND DISCLOSURE REQUIREMENTS) REGULATIONS, 2015 ('SEBI LISTING REGULATIONS')**

| Name of Director | Mrs. Vaishali Jasuja | Ms. Pooja Verma |
|---|---|---|
| DIN | 01681830 | 02256389 |
| Date of Birth | 31.12.1974 | 03.11.1976 |
| Age | 51 | 49 |
| Date of Appointment on the Board of Company (immediate previous) | 19.11.2017 | 19.03.2018 |
| Education Qualification | M.M.S (Marketing) | M.B.A |
| Relationship with KMP's, Directors | Wife of Mr. Samir Jasuja, Managing Director | Nil |
| Shareholding in Company | 271 shares (being promoter group) | 1 share |
| Experience (in years) | 26 years | 26 years |
| Area of Expertise | Vice-President-Client Engagement including Revenue Protection | Data Operations, Data Audit Operations, General Management. |
| Directorship in other public/ private Company | Propequity Education Ventures Private Limited | E-Realty Dotcom Pvt Ltd |
| | | Propequity Education Ventures Private Limited |
| | Propequity Tech Ventures Private Limited | Propequity Tech Ventures Private Limited |
| | | Waoh Foundation |
| | | Propequity Tech Private Limited |
| | Wedwise Events Private Limited | Propedge Valuations Private Limited |
| | | Wedwise Events Pvt Ltd |
| | E-realty Dotcom Private Limited | Propequity Education Private Limited |
| | Propequity Tech Private Limited | |
| | Propequity Education Private Limited | |
| Membership in committee of other public Company | Member-1 Chairperson-Nil | Member-1 Chairperson-Nil |

**ANNEXURE-II**

**Form No. AOC-2**

(Pursuant to clause (h) of sub-section (3) of section 134 of the Act and Rule 8(2) of the Companies (Accounts) Rules, 2014)

**Form for disclosure of particulars of contracts/arrangements entered into by the Company with related parties referred to in sub-section (1) of section 188 of the Companies Act, 2013 including certain arm's length transactions under third proviso thereto**

**1. Details of contracts or arrangements or transactions not at Arm's length basis.**

| S. No. | Particulars | Details |
|---|---|---|
| a) | Name (s) of the related party & nature of relationship | NIL |
| b) | Nature of contracts/arrangements/transaction | |
| c) | Duration of the contracts/arrangements/transaction | |
| d) | Salient terms of the contracts or arrangements or transaction including the value, if any | |
| e) | Justification for entering into such contracts or arrangements or transactions | |
| f) | Date of approval by the Board | |
| g) | Amount paid as advances, if any | |
| h) | Date on which the special resolution was passed in General meeting as required under first proviso to section 188 | |

**2. Details of contracts or arrangements or transactions at Arm's length basis.**

| S. No. | Particulars | Details |
|---|---|---|
| a) | Name (s) of the related party & nature of relationship | SAMIR JASUJA |
| b) | Nature of contracts/arrangements/transactions | Rent Agreement for the Registered Office at D-4, Commercial Complex, Paschimi Marg, Vasant Vihar, New Delhi-110057 |
| c) | Duration of the contracts /arrangements /transactions | 5 YEARS |

| | | |
|---|---|---|
| d) | Salient terms of the contracts or arrangements or transaction including the value, if any | Payment to be made within 5 days of start of each calendar month and value of contract is Rs. 12,00,000 (Annually), escalating by 5% every year) |
| e) | Date of approval by the Board | July 20th, 2021 ( Approval was taken for 3 years subject to ratification every year) |
| f) | Amount paid as advances, if any | NIL |

**3. Details of contracts or arrangements or transactions at Arm's length basis.**

| S. No. | Particulars | Details |
|---|---|---|
| a) | Name (s) of the related party & nature of relationship | TOPAZ IT SERVICES PRIVATE LIMITED |
| b) | Nature of contracts/arrangements/transaction | Rent Agreement for 1st Floor & 2nd Floor, Corporate office, Gurgaon at 348, Udyog Vihar Phase-II, Gurugram-122001, Haryana |
| c) | Duration of the contracts /arrangements /transaction | 9 Years 11 Months |
| d) | Salient terms of the contracts or arrangements or transaction including the value, if any | Payment to be made within 5 days of start of each calendar month and value of contract is Rs. 17,19,650 (Annually) |
| e) | Date of approval by the Board | July 20th, 2021 ( Approval was taken for 3 years subject to ratification every year) |
| f) | Amount paid as advances, if any | NIL |

**4. Details of contracts or arrangements or transactions at Arm's length basis.**

| S. No. | Particulars | Details |
|---|---|---|
| a) | Name (s) of the related party & nature of relationship | MARQUEST (Prop. Sunil Jasuja) |
| b) | Nature of contracts/arrangements/transaction | IT related and support services |
| c) | Duration of the contracts /arrangements /transaction | 1YEAR |

| | | |
|---|---|---|
| d) | Salient terms of the contracts or arrangements or transaction including the value, if any | Rs. 23,32,000 paid and Rs. 24,81,000in previous year |
| e) | Date of approval by the Board | July 20th 2021 |
| f) | Amount paid as advances, if any | NIL |

**For and behalf of Board of Directors**
**P.E. ANALYTICS LIMITED**

**Samir Jasuja**
**Managing Director**
**DIN No:** 01681776

**Place -** Gurgaon
**Date: -** 01.09.2026

**ANNEXURE III**
**MANAGEMENT DISCUSSION AND ANALYSIS REPORT**

## INDUSTRY STRUCTURE AND DEVELOPMENTS:

Real estate sector endured the volatility brought by the regulatory reforms initiated by the Indian Government in the last 6 years. The initiatives such as Implementation of RERA across the country, GST, demonetization brought much needed transparency in the processes followed in the sector. The Government had initially proposed to eliminate the indexation benefit on the sale of old property in the Interim Budget of 2024. Nevertheless, in response to widespread public opposition, the Government has opted to make the application of this benefit discretionary.

With the implementation of RERA, the accessibility of information on sales, transacted rates, buyer demographics, consumer behavior has increased tremendously leading to unprecedented times seen for the Indian Data and Analytics market, which is poised for significant growth in the coming 2-3 years.

The Indian real estate market continued to demonstrate resilience during FY 2025–26. Key trends during the period included:

- Unsold housing inventory increased by approximately 11% YoY across all major Tier-1 cities during CY2025, while inventory levels remained manageable, indicating continued absorption of residential supply.

Residential property prices increased across all major Tier-1 cities, with prices rising by up to 10% YoY in Delhi-NCR, followed by 5% in Hyderabad, 10% in Bengaluru and 18% in Mumbai during CY2025.

Many businesses have turned to social media as their main source for a range of advertising campaigns, product promotions, and events because it is more efficient than traditional advertising. Additionally, the expansion of social media analytics is encouraged by the rise in popularity of internet-connected mobile devices like smart phones and tablets as well as the rising number of users on social media platforms. Client demands are always changing in the business climate where organizations must operate quickly.

The Indian analytics and data science industry will continue to grow and play a key role in decision-making across every sector and industry. This industry will also develop sophisticated and intelligent autonomous systems to help achieve with greater precision, speed and efficiency than their human counterparts.

## OVERVIEW AND OUTLOOK OF COMPANY'S BUSINESS:

PropEquity, incorporated in the year 2008 is pioneer in the space of providing proprietary Real Estate Business Intelligence and Analytics of 55+ Indian cities under a B2B business model to 300+ institutions.

Our clientele includes large Institutions and corporates like Private Equity Funds, Developers, Banks, NBFCs, Equity Research Companies, construction industry etc. Our clients are among the largest and most respected names in the Real Estate Private Equity Fraternity, Leading Developers, BFSI & Construction Industry.

Our proprietary catalogue data of 18+ years on real estate market trends of 55+ Indian cities covering 1,95,000+ real estate projects of more than 70,000 developers empowers our users to make informed and intelligent decision making based on real time data. Due to our in-depth research, 18 years of experience, unbiased and credible research, the Company has transformed itself into India's most comprehensive Business Intelligence platform for real estate in India. We provide detailed market analytics and research of Indian cities through our application PE PLUS and PropBuild on annual subscription basis to over 300+ institutions today.

We also provide detailed Consulting and Product feasibility reports where we recommend the Developer and Private Equity Funds Fraternity with informed decision making in an absolute unbiased manner with respect to the land parcels and projects we evaluate at all times.

Real estate sector catered by us is eyeing growth in the next two years and we at P E Analytics Ltd are looking at it with optimism.

Due to Company's in depth research, authentic data base and years of experience, unbiased and credible data, the Company has quickly transferred itself into India's most comprehensive Business Intelligence platform for real estate in India. Our Company provides authenticated real estate data, analytics and market research reports available on various formats and pricing on annual subscription basis and customized reports as per requirements of users.

The satisfactory performance, reliability and availability of our web based platform Propequity and our network infrastructure are critical to our success and our ability to attract and retain users and maintain adequate user service levels. Our website and servers are vulnerable to telecommunications failures, computer viruses, hacking, defacement, physical or electronic break-ins and similar disruptions, which could lead to accessing difficulties, service interruptions, delays, loss of data, inability to accept and/ or fulfill user requests or inaccurate data being processed or displayed. We may also experience interruptions caused by reasons beyond our control.

**OUR PRODUCT RANGE:**

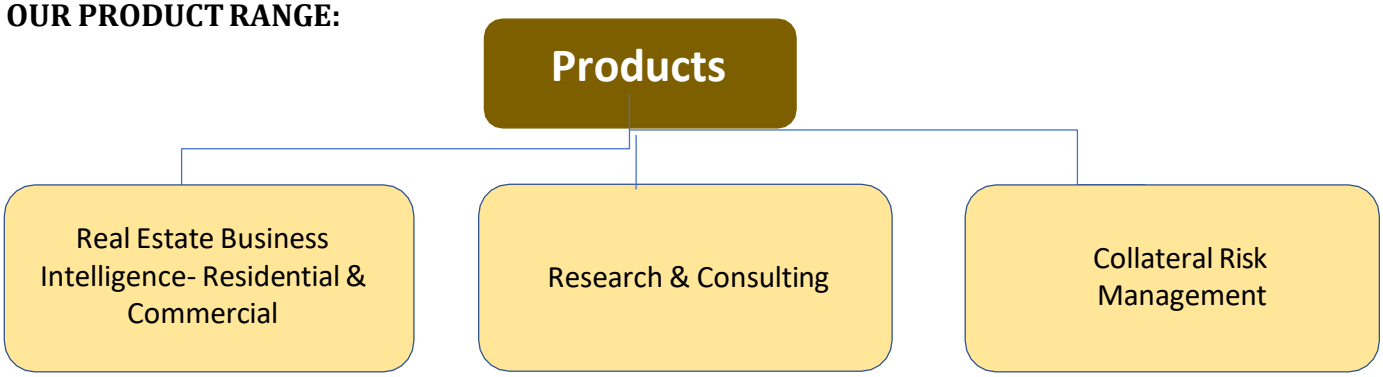

**I) PropEquity Real Estate Business Intelligence (Residential)-** is our subscription based product providing analytics, data and real estate research covering the Indian real-estate Industry. By leveraging our proprietary database, our clients gain access to real time information that would otherwise take months to assemble, along with the tools to search, analyze, compare, chart and audit at a click of a button. Through Propequity our clients:

- Track over 1.95 Lac projects of over 70,000 developers across 55+ cities in India with historical trends of 18+ years
- Gain Access to accurate market data for objective, fact-based decision making
- Mitigate risks through fact based due diligence
- Get access to Supply, Absorption, Inventory and Pricing Trends available at a city/developer/micro market/project level for the last 17 years on a monthly basis
- Use Catchment Area Analysis – a unique geospatial tool covering critical analytics on supply, absorption (split by typology, unit sizes and ticket prices), inventory, pricing trends, supply mix (typology, unit sizes and ticket sizes), top performers, new launch project details etc. for any chosen catchment of the cities under coverage.
- Analyse Developer and Project scoring basis customized score cards, scoring can be monitored over a period of time

**Real Estate Business Intelligence (Commercial)** is a platform for changing the way commercial real estate is analyzed in India. Our Commercial Platform is built on not only 264,000+ lease and sale registration data but also enhances extensively by over 150 survey and data analysts spread over each city to track occupancy, vacancy, construction status for over 9000+ ready and over 2000 under construction buildings. Our clients gain access to:

- Over 1000 million sqft of commercial supply tracked across Top 7 metros
- Benchmarking of rents payable by them vs other occupants in the same building
- Comparison of tenants vs other occupiers in the same building.
- Details of under construction projects
- Institutional vs Strata Breakup, Rental Analysis, sector wise breakup of absorption/ occupancy.
- Historical variations in rent of the same building (year wise and area wise

**II) Research & Consulting:**

Prop Equity Research and consulting arm provide our clients the required market intelligence and analytics to strengthen their business strategies in residential and commercial sectors from a macro to a micro level. We deliver consulting solutions that integrate business intelligence with portfolio optimization, location base analysis and organizational strategies. Our research and consulting arm works on a macro to micro analysis model where macro variable cover the Economy (GDP, Inflation, Employment rate, forecast of economic indicators etc.). Political factors, Demographic, infrastructure and micro variables cover the micro market analysis, existing stock, historical and forecast of supply and demand, vacancy, rental and capital values, prevailing prices, project life cycle tracks including delays, absorption trends and target consumer profiling. This funnel approach ensures that the client receives a detailed overview of micro market of choice and is enabled to make an informed decision. The verticals include Apartments, Row houses/ villas, Independent Floors, Plots, office, malls, SEZ, industrial and the retail sectors with hotel, multi housing and specialty reports available for selected markets.

**III) Collateral Risk Management**

We are a leading provider of Valuation of Real Estate Assets & Plant and Machinery, Project Approval and Project Monitoring services across top cities in India. Leading institutions in BFSI and Insurance segment trust us for independent and incisive Technical services reports.

Our team of highly skilled experienced engineers provides unrivalled service by leveraging in-depth Market understanding combined with comprehensive data and cutting-edge technology.

**Our Key services include:**

- Retail and Construction Finance Valuation Services
- Project Monitoring and Land Loan Verification
- Project Approval Process

**STRENGTHS, OPPORTUNITIES, RISKS AND CONCERNS**

Our Company has built relations with suppliers, clients and other persons who are connected with our business. Further, our Managerial Personnel also possesses the requisite domain knowledge to provide efficient services to our clients.

The Market for our tech based data analytics for Real Estate Services is rapidly evolving. Our future success will depend on the growth and expansion of this market, which relies on a number of factors, including client adoption, client demand, changing client needs, the entry of competitive products, the success of existing competitive products, potential clients willingness to adopt an alternative approach to data collection, storage, and analytics and their willingness to invest in business improvements after significant prior investments in legacy data collection, storage and processing software. The estimates and assumptions that are used to calculate our market opportunity are subject to change over time and there is no
guarantee that the organizations covered by our market opportunity estimates will pay for our services at all or generate any particular level of revenue for us.

Strengths - PropEquity market intelligence platform (PE PLUS) is a one-stop solution capturing real estate market intelligence from multiple sources which includes ground survey checks, details provided on RERA, unit wise registration data of all ongoing projects, therefore the application provides most sought after analytics required for informed decision making at a click of a button. Most of the respected names in the Private Equity, Developers and Banking Industry have been a clientele of PropEquity for the last 18 years with a client retention rate of 80% + over the years.

Opportunities - Real estate sector is poised to witness significant growth across geographies over the next 2-3 years, which will open numerous opportunities for us to cater to in the sector with our plan to reach a large share of developers in major Indian metros by the end of Mar'26.

Risks and Concerns - Macro geo political factors impacting country's GDP growth can influence the momentum seen in new supply and sales volumes in the short run. Increase in mortgage rates is also likely to impact end-user buying across cities. However, we believe that FY 25 will witness the expected sustenance in sales volumes across major Indian metros due to improving metrics at ground level.

**INTERNAL CONTROL SYSTEMS AND THEIR ADEQUACY**

As stated in Board's Report, the Company has in all material respects, an adequate Internal Financial Control System over Financial Reporting. The Company has proper and adequate system of Internal control to ensure that all assets are safeguarded and protected against loss from unauthorized use or disposition and that transaction are authorized, recorded and reported correctly.

The Company has effective system in place for achieving efficiency in operations, optimum and effective utilization of resources, monitoring, thereof and compliances with applicable laws. The Company has also appointed Internal Auditor to check the Internal Control System and their adequacy.

**DISCLOSURE OF ACCOUNTING TREATMENT**

The Company has followed all the treatments in the Financial Statements as per the prescribed Accounting Standards

**MATERIAL DEVELOPMENTS IN HUMAN RESOURCES/ INDUSTRIAL RELATIONS FRONT INCLUDING NO OF PEOPLE EMPLOYED.**

Human resources are the most valuable asset of our business and the relationship with the staff and workers continued to be cordial during the entire year. The Directors wish to place on record their appreciation of the valuable work done and co-operation extended by them at all levels. Further, the Company is taking necessary steps to recruit the required personnel from time to time.

Company has framed requisite policies through which Healthy environment remains amongst the Employees and help us improve quality of life of our employees. Employees are given freedom to share their views to the Management. We are committed to fair employment practices and freedom of expression, supported by a strong Companywide value system. During the year there was no instance of strike, lock out or another issues related to Human Resources.

**Human Resources Mission:** We support, attract, and retain high-performing employees who fit our positive, can-do culture, are committed to serving the community, and uphold our mission and values. We do this by providing competitive, equitable benefits; resources for personal and professional development; and expectations for high ethical conduct so that employees can be successful in their work – and enjoy doing it.

| Type of Financial Ratios | 2025-26 | 2024-25 | Variance | Explanations |
|---|---|---|---|---|
| Current Ratio | 7.95 | 9.77 | -19% | Increase in overall current liabilities compared to current assets. |
| Debt-Equity Ratio | NA | NA | NA | _ |
| Return on Equity | 16% | 18% | -11% | Decline in the Company's return generated on shareholders' equity. |
| Net Capital Turnover Ratio | 47.82 | 49.63 | -7% | Increase in Net Working Capital is more than that of increase in sales. |
| Return of Capital Employed | 9% | 8% | 12.5% | Improvement in the Company's return generated on the capital employed. |

Details Of Any Change in return on Net Worth as compared to the immediately previous financial year along with a detailed explanation.

The Net Worth of the Company increased to **₹10,527.48 lakh** as at **31 March 2026** from **₹8,957.59 lakh** as at **31 March 2025**, representing an increase of approximately **17.52%**

**CAUTIONARY STATEMENT**

Statement in this Management Discussion and Analysis Report, describing the Company's objectives, estimates and expectations may constitute 'Forward Looking Statements" within the meaning of applicable laws or Regulations, Actual results might differ materially from those either expressed or implied.

**ANNEXURE-IV**

**Secretarial Audit Report**

**For the financial year ended 31st March, 2026**

{Pursuant to Section 204(1) of the Companies Act, 2013 and Rule 9 of the Companies (Appointment and Remuneration of Managerial Personnel) Rules, 2014}

**To,**
**The Members,**
**P. E. Analytics Limited**
CIN: L70102DL2008PLC172384
Regd. Office: D-4 Commercial Complex, Paschimi Marg, Vasant Vihar, New Delhi, 110057

We have conducted the Secretarial Audit of the compliance of applicable statutory provisions and the adherence to good corporate practices by **P. E. Analytics Limited** (hereinafter called 'the Company'). Secretarial Audit was conducted in a manner that provided us a reasonable basis for evaluating the corporate conducts/statutory compliances and expressing our opinion thereon.

Based on our verification of the Company's books, papers, minute books, forms and returns filed and other records maintained by the Company and also the information provided by the Company, its officers, agents and authorized representatives during the conduct of secretarial audit, We hereby report that in our opinion, the Company has, during the audit period covering the financial year ended on 31st March, 2026 complied with the statutory provisions listed hereunder and also that the Company has proper Board-processes and Compliance-mechanism in place to the extent, in the manner and subject to the reporting made hereinafter:

We have examined the books, papers, minute books, forms and returns filed and other records maintained by the Company for the financial year ended on 31st March, 2026 according to the provisions of:

(i) The Companies Act, 2013 (the Act) and the rules made thereunder;
(ii) The Securities Contracts (Regulation) Act, 1956 ('SCRA') and the rules made thereunder;
(iii) The Depositories Act, 1996 and the Regulations and Bye-laws framed thereunder;
(iv) Foreign Exchange Management Act, 1999 and the rules and regulations made thereunder to the extent of Foreign Direct Investment, Overseas Direct Investment and External Commercial Borrowings; **[Not Applicable on the Company during the audit period].**

(v) The following Regulations and Guidelines prescribed under the Securities and Exchange Board of India Act, 1992 ('SEBI Act');

(a) The Securities and Exchange Board of India (Substantial Acquisition of Shares and Takeovers) Regulation, 2011;

(b) The Securities and Exchange Board of India (Prohibition of Insider Trading) Regulations, 2015;

(c) The Securities and Exchange Board of India (Issue of Capital and Disclosure Requirements) Regulations, 2018;

(d) The Securities and Exchange Board of India (Issue and Listing of Non-Convertible Securities) Regulations, 2021[**Not Applicable on the Company during the audit period];**

(e) The Securities and Exchange Board of India (Registrars to an Issue and Share Transfer Agents) Regulations, 1993 regarding the Companies Act and dealing with client;

(f) The Securities and Exchange Board of India (Delisting of Equity Shares) Regulations, 2021; **(Not applicable during the audit period)**

(g) The Securities and Exchange Board of India (Buyback of Securities) Regulations, 2018; **(Not applicable during the audit period)**

(h) The Securities and Exchange Board of India (Listing Obligations and Disclosure Requirements) Regulations, 2015.

(i) The Securities and Exchange Board of India (Depositories and Participants) Regulations, 2018;

We have also examined compliance with the applicable clauses of the following:

(a) Secretarial Standards, as amended from time to time, issued by the Institute of Company Secretaries of India-*Generally complied with.*

(b) The Listing Agreements entered into by the company with the National Stock Exchange Limited in accordance with SEBI (Listing Obligations and Disclosure Requirements) Regulations, 2015.

During the period under review, the Company has complied with the provisions of the Acts, Rules, Regulations, Guidelines, Standards, etc. as mentioned above subject to:

*1. Mr. Samir Jasuja has acquired more than 5% additional Shares/ voting rights in the Company during FY 2025–26, despite already holding 25% or more of the voting rights, without making a public announcement of an open offer, as required under SEBI (SAST), Regulations, 2011.*

*2. During the F.Y. 2025-26 the Promoter shareholding has exceeded 75%, resulting in public shareholding falling below the minimum requirement of 25%. As per Rule 19A (2) of Securities*

*Contracts (Regulation) Rules, 1957, the Company is required to restore public shareholding to at least 25% within 12 months from the date of such fall.*

**We report that** on the basis of documents and information provided to us by the management of the Company during the course of audit, the Company has complied with the provisions of the Act, Rules, Regulations and Guidelines to the extent applicable, as mentioned above**.**

**We further report that**, the Board of Directors of the Company was duly constituted as per provisions of the Companies Act, 2013. Further, the changes in the Board of Directors that took place during the audit period were carried out in compliance with the provisions of the Act.

Generally, adequate Notice is given to all directors to schedule the Board Meetings, agenda and detailed notes on agenda were sent on shorter notice in advance, and a system exists for seeking and obtaining further information and clarifications on the agenda items before the meeting and for meaningful participation at the meeting. Majority decision is carried through while the dissenting members' views are captured and recorded as part of the minutes.

**We further report that** there are adequate systems and processes in the company commensurate with the size and operations of the company to monitor and ensure compliance with applicable laws, rules, regulations and guidelines.

**We further report that** during the audit period; there were no specific events/actions having a major bearing on the Company's affairs in pursuance of the above referred laws.

For **Agarwal S. & Associates,**
Company Secretaries,
ICSI Unique Code:
P2003DE049100
*Peer Review Cert. No. 2725/2022*

CS Ravi Agrawal
Partner
ACS No.: 75135
C.P.No.: 27749

Place: New Delhi
Date:17.07.2026

This report is to be read with our letter of even date which is annexed as "Annexure A" and forms an integral part of this report.

**"Annexure A"**

**To,**
**The Members,**
**P. E. Analytics Limited**

Our report of even date is to be read along with this letter.

(i) Maintenance of secretarial records is the responsibility of the management of the Company. Our Responsibility is to express an opinion on these secretarial records, based on our inspection of records produced before us for Audit.

(ii) We have followed the audit practices and processes as were appropriate to obtain reasonable assurance about the correctness of the contents of the secretarial records. The verification was done on test basis to ensure that correct facts are reflected in secretarial records. We believe that the processes and practices, we followed provide a reasonable basis for our opinion.

(iii) We have not verified the correctness and appropriateness of financial records and Books of Accounts of the Company and our report is not covering observations/comments/ weaknesses already pointed out by the other Auditors.

(iv) Wherever required, we have obtained the Management representation about the compliance of laws, rules and regulation and happening of events etc.

(v) The Compliance of the provisions of corporate and other applicable laws, rules, regulations, standards is the responsibility of management. Our examination was limited to the verification of procedures on test basis and to give our opinion whether Company has proper Board-processes and Compliance-mechanism in place or not.

(vi) The Secretarial Audit Report is neither an assurance as to future viability of the Company nor of the efficacy or effectiveness with which the management has conducted the affairs of the Company.

(vii) Due to the inherent limitations of an audit including internal, financial and operating controls, there is an unavoidable risk that some Misstatements or material non-compliances may not be detected, even though the audit is properly planned and performed in accordance with the Secretarial Auditing Standards as prescribed by Institute of Company Secretaries of India (ICSI).

For **Agarwal S. & Associates,**
Company Secretaries, ICSI
Unique Code:
P2003DE049100
*Peer Review Cert. No. 2725/2022*

CS Ravi Agrawal
Partner
ACS No.: 75135
C.P.No.: 27749

Place: New Delhi
Date: 17.07.2026

**FORM AOC-I**

(Pursuant to first proviso to sub-section (3) of section 129 read with rule 5 of Companies (Accounts) Rules, 2014).

Statement containing salient features of the financial statement of Subsidiaries/ Associate Companies/ Joint Ventures

**Part 'A' Subsidiaries**

| | |
|---|---|
| CIN/any other registration number of subsidiary company | U74110DL2015PTC282971 |
| Name of Subsidiary | Propedge Valuations Private Limited |
| The date since when subsidiary was acquired | 06.01.2022 |
| Reporting period for the subsidiary concerned, if different from the holding Company's reporting period | From- 01-04-2025 |
| | To- 31-03-2026 |
| Reporting Currency and Exchange Rate as on the last date of relevant financial year in the case of foreign subsidiaries | Reporting Currency- Indian Rupee |
| | Exchange Rate-N.A |
| Share Capital | Authorized Capital- Rs.1,00,000<br>Paid-up Capital-Rs. 1,00,000 |
| Reserves & Surplus | 5,54,02,000 |
| Total Assets | 9,72,75,000 |
| Total Liabilities | 9,72,75,000 |
| Investments | - |
| Turnover | 16,41,32,000 |
| Profit before taxation | (18,25,000) |
| Provision for taxation (includes Current tax, Deferred tax, Excess/ short provision relating to earlier years) | (9,62,000) |
| Profit after taxation | (863000) |
| Proposed Dividend | Nil |
| % of Shareholding | 80% |

| | |
|---|---|
| CIN/any other registration number of subsidiary company | U62013HR2026PTC141565 |
| Name of Subsidiary | Propequity Tech Private Limited |
| The date since when subsidiary was acquired | 07.02.2026 |
| Reporting period for the subsidiary concerned, if different from the holding Company's reporting period | From- 07-02-2026 |
| | To- 31-03-2026 |
| Reporting Currency and Exchange Rate as on the last date of relevant financial year in the case of foreign subsidiaries | Reporting Currency- Indian Rupee |
| | Exchange Rate-N.A |
| Share Capital | Authorized Capital- Rs.15,00,000<br>Paid-up Capital-Rs. 5,00,000 |
| Reserves & Surplus | (14,000) |
| Total Assets | 1,00,000 |
| Total Liabilities | 1,00,000 |
| Investments | - |
| Turnover | Nil |
| Profit before taxation | (14,000) |
| Provision for taxation (includes Current tax, Deferred tax, Excess/ short provision relating to earlier years) | Nil |
| Profit after taxation | (14,000) |
| Proposed Dividend | Nil |
| % of Shareholding | 65% |

| | |
|---|---|
| CIN/any other registration number of subsidiary company | U85499HR2026PTC141612 |
| Name of Subsidiary | Propequity Education Private Limited |
| The date since when subsidiary was acquired | 09.02.2026 |
| Reporting period for the subsidiary concerned, if different from the holding Company's reporting period | From- 09-02-2025 |
| | To- 31-03-2026 |
| Reporting Currency and Exchange Rate as on the last date of relevant financial year in the case of foreign subsidiaries | Reporting Currency- Indian Rupee |
| | Exchange Rate-N.A |
| Share Capital | Authorized Capital- Rs.15,00,000<br>Paid-up Capital-Rs. 1,00,000 |
| Reserves & Surplus | (14,000) |
| Total Assets | 1,00,000 |
| Total Liabilities | 1,00,000 |
| Investments | - |
| Turnover | Nil |
| Profit before taxation | (14,000) |
| Provision for taxation (includes Current tax, Deferred tax, Excess/ short provision relating to earlier years) | Nil |
| Profit after taxation | (14,000) |
| Proposed Dividend | Nil |
| % of Shareholding | 65% |

| | |
|---|---|
| CIN/any other registration number of subsidiary company | U85490HR2025NPL137834 |
| Name of Subsidiary | WAOH Foundation |
| The date since when subsidiary was acquired | 31.10.2025 |
| Reporting period for the subsidiary concerned, if different from the holding Company's reporting period | From- 30-10-2025 |
| | To- 31-03-2026 |
| Reporting Currency and Exchange Rate as on the last date of relevant financial year in the case of foreign subsidiaries | Reporting Currency- Indian Rupee |
| | Exchange Rate-N.A |
| Share Capital | Authorized Capital- Rs.10,00,000<br>Paid-up Capital-Rs. 1,00,000 |
| Reserves & Surplus | (14,000) |
| Total Assets | 1,00,000 |
| Total Liabilities | 1,00,000 |
| Investments | - |
| Turnover | Nil |
| Profit before taxation | (14,000) |
| Provision for taxation (includes Current tax, Deferred tax, Excess/ short provision relating to earlier years) | Nil |
| Profit after taxation | (14,000) |
| Proposed Dividend | Nil |
| % of Shareholding | 100% |

1. Names of Subsidiaries which are yet to commence operations: N.A
2. Names of Subsidiaries which have been liquidated or sold during the year: N.A

**For and on behalf of the Board of Directors**
**P. E. ANALYTICS LIMITED**

**Samir Jasuja**
Managing Director
DIN No. 01681776
Place: Gurgaon
Date: 01.09.2026

**ANNEXURE – II**

**ANNUAL REPORT ON CSR ACTIVITIES FOR THE FINANCIAL YEAR 2025-26**

**1. Brief outline on CSR Policy of the Company**

The Corporate Social Responsibility ("CSR") initiatives of **P.E. Analytics Limited** ("the Company") are undertaken in accordance with the provisions of Section 135 of the Companies Act, 2013 read with the Companies (Corporate Social Responsibility Policy) Rules, 2014 and the CSR Policy of the Company.

The CSR Policy of the Company provides the framework for undertaking CSR activities and projects in accordance with the activities specified under Schedule VII of the Companies Act, 2013.

During the financial year 2025-26, the Company undertook CSR activities in accordance with its CSR Policy and the applicable provisions of the Companies Act, 2013.

**Web-link to the CSR Policy and CSR projects or programmes:**
https://www.propequity.in/investorrelations/csr-policy.pdf

**2. Composition of the CSR Committee**

| Sl. No. | Name of Member | Designation / Nature of Directorship | Number of meetings of CSR Committee held during the year | Number of meetings attended during the year |
|---|---|---|---|---|
| 1. | Mr. Samir Jasuja | Managing Director | 1 | 1 |
| 2. | Mr. Sachin Sandhir | Independent Director | 1 | 1 |
| 3. | Ms. Vaishali Jasuja | Director | 1 | 1 |
| 4. | Mr. Viraj Dev Nijhara | Independent Director | 1 | 1 |
| 5 | Mr. Nitin Uppal | Independent Director | 1 | 0 |

**3. Provide the web-link where Composition of CSR Committee, CSR Policy and CSR projects approved by the Board are disclosed on the website of the Company.**

**Web-link:** https://www.propequity.in/investorrelations/csr-policy.pdf

**4. Provide the executive summary along with web-link(s) of Impact Assessment of CSR Projects carried out in pursuance of sub-rule (3) of Rule 8 of the Companies (Corporate Social Responsibility Policy) Rules, 2014, if applicable.**

Not Applicable

**5. Details of the amount available for set off in pursuance of sub-rule (3) of Rule 7 of the Companies (Corporate Social Responsibility Policy) Rules, 2014 and amount required for set off for the financial year, if any**

Nil.

**6. Average net profit of the Company as per Section 135(5)**

The average net profit of the Company for the last three financial years preceding FY 2025-26, calculated in accordance with Section 135 of the Companies Act, 2013 read with the applicable provisions of the Companies (Corporate Social Responsibility Policy) Rules, 2014, is:

**₹ 13,44,44,000**

**7. Two percent of average net profit of the Company as per Section 135(5)**

The prescribed CSR expenditure for the financial year 2025-26, being two per cent of the average net profit of the Company for the preceding three financial years, is:

**₹ 26,89,000**

**8. Details of CSR spent during the financial year**

(a) Total amount spent on CSR for the financial year

₹ 26,89,000

(b) Amount unspent, if any
Nil

(c) Manner in which the amount spent during the financial year is detailed below:

| Sl. No. | CSR Project / Activity Identified | Sector in which the Project is covered | Projects / Programmes – Local Area (Yes/No) | Location – State and District | Amount Outlay (Budget) | Amount Spent on the Project / Programme | Cumulative Expenditure up to the Reporting Period | Amount Spent – Direct / Through Implementing Agency |
|---|---|---|---|---|---|---|---|---|
| 1. | Development of Multi-Purpose Hall at VEGA School, Sector 76 Branch for promotion and improvement of education | [Schedule VII(ii) item] | Yes | Haryana, Gurugram | ₹ 26,89,000 | ₹ 26,89,000 | ₹ 26,89,000 | Direct |
| **Total** | | | | | ₹26,89,000 | ₹26,89,000 | ₹26,89,000 | |

**Details of Implementing Agency: NA**

**9. Details of Unspent CSR amount for the preceding three financial years**

Nil.

**10. Details of capital assets created or acquired through CSR spent in the financial year**

Nil.

**11. Specify the reason(s), if the Company has failed to spend two per cent of the average net profit as per Section 135(5)**

The Company has fully discharged its CSR obligation for the financial year 2025-26 and accordingly there was no unspent CSR amount.

**12. Responsibility Statement**

The implementation and monitoring of the CSR Policy are in compliance with the CSR objectives and policy of the Company.

The CSR Committee of the Company confirms that the implementation and monitoring of CSR Policy is in compliance with CSR objectives and Policy of the Company.

For and on behalf of the Board of Directors

**P.E. Analytics Limited**
Name: Mr. Samir Jasuja
Designation: Managing Director
DIN: 01681776

Name: Mr. Sachin Sandhir
Designation: Chairperson of CSR Committee
DIN: 02147063

Place: Gurugram
Date: 01.09.2026

# Independent Auditor's Report

**To the members of P.E. Analytics Limited**

**Report on the Audit of the Standalone**

**Financial Statements Opinion**

We have audited the accompanying standalone financial statements of **P.E. Analytics Limited** ("the company"), which comprise the balance sheet as at March 31, 2026, the statement of profit and loss, the cash flow statement for the year then ended, notes to the financial statements, a summary of the significant accounting policies and other explanatory information.

In our opinion and to the best of our information and according to the explanations given to us the aforesaid financial statements give the information required by the Act in the manner so required and give a true and fair view in conformity with the accounting principles generally accepted in India, of the state of affairs of the company as at March 31, 2026, its profit and its cash flows for the year ended on that date.

**Basis of Opinion**

We conducted our audit of the financial statements in accordance with the Standards on Auditing (SAs) specified under section 143(10) of the Act (SAs). Our responsibilities under those standards are further described in the Auditor's Responsibility for the Audit of Financial Statements section of our report. We are independent of the company in accordance with the Code of Ethics issued by the Institute of Chartered Accountants of India ("ICAI") together with the ethical requirements that are relevant to our audit of the financial statements under the provisions of the Act and the Rules made thereunder, and we have fulfilled our other ethical responsibilities in accordance with these requirements and the ICAI's code of Ethics .We believe that the audit evidence obtained by us is sufficient and appropriate to provide a basis for our audit opinion on the financial statements.

**Key Audit Matters**

Key Audit matters are those matters that, in our professional judgement, were of most significance in our audit of the Standalone financial statements of the current period. These matters were addressed in the context of our audit of the standalone financial statements as a whole, and in forming our opinion thereon, and we do not provide a separate opinion on these matters.

**Emphasis of Matters**

We draw attention to Note 34 to the financial statements, which describes that the Company's promoter shareholding exceeded the permissible limit under Rule 19A of the Securities Contracts (Regulation) Rules, 1957, and that the Company is in the process of taking corrective steps to restore compliance within the timeline permitted under the said Rule. Our opinion is not modified in respect of this matter.

**Other Information**

The Company's management and Board of Directors are responsible for the other information. The other information comprises the information included in the Company's annual report, but does not include the financial statements and our auditors' report thereon. The annual report is expected to be made available to us after the date of this auditors' report.

Our opinion on the standalone financial statements does not cover the other information and we do not express any form of assurance conclusion thereon.

In connection with our audit of the standalone financial statements, our responsibility is to read the other information identified above when it becomes available and, in doing so, consider whether the other information is materially inconsistent with the standalone financial statements or our knowledge obtained in the audit or otherwise appears to be materially misstated.

When we read the annual report, if we conclude that there is a material misstatement therein, we are required to communicate the matter to those charged with governance and take necessary actions, as applicable under the relevant laws and regulations.

**Responsibility of Management for the Audit of the standalone financial statements**

The company's Board of Directors is responsible for the matters stated in Section 134(5) of the Companies Act, 2013 ("the Act") with respect to the preparation and presentation of these standalone financial statements that give a true and fair view of the standalone financial position, standalone financial performance and standalone cash flows of the company in accordance with the accounting principles generally accepted in India, including the Accounting Standards specified under Section 133 of the Act, read with Rule 7 of the Companies (Accounts) Rules, 2014.This responsibility also includes maintenance of adequate accounting records in accordance with the provisions of the Act for safeguarding of the assets of the company and for preventing and detecting frauds and other irregularities; selection and application of appropriate accounting policies; making judgments and estimates that are reasonable and prudent; and design, implementation and maintenance of adequate internal financial controls, that were operating effectively for ensuring the accuracy and completeness of the accounting records, relevant to the preparation and presentation of the standalone financial statements that give a true and fair view and are free from material misstatement, whether due to fraud or error.

In preparing the standalone financial statements, management is responsible for assessing the Company's ability to continue as a going concern, disclosing, as applicable, matters related to going concern and using the going concern basis of accounting unless management either intends to liquidate the Company or to cease operations, or has no realistic alternative but to do so.

The board of directors are also responsible for overseeing the Company's financial reporting process.

**Auditor's responsibility for the Audit of Standalone Financial Statements**

Our objectives are to obtain reasonable assurance about whether the standalone financial statements as a whole are free from material misstatement, whether due to fraud or error, and to issue an auditor's report that includes our opinion. Reasonable assurance is a high level of assurance, but is not a guarantee that an audit conducted in accordance with SAs will always detect a material misstatement when it exists. Misstatements can arise from fraud or error and are considered material if, individually or in the aggregate, they could reasonably be expected to influence the economic decisions of users taken on the basis of these standalone financial statements.

As part of an audit in accordance with SAs, we exercise professional judgment and maintain professional skepticism throughout the audit. We also:

- Identify and assess the risks of material misstatement of the standalone financial statements, whether due to fraud or error, design and perform audit procedures responsive to those risks, and obtain audit evidence that is sufficient and appropriate to provide a basis for our opinion. The risk of not detecting a material misstatement resulting from fraud is higher than for one resulting from error, as fraud may involve collusion, forgery, intentional omissions, misrepresentations, or the override of internal control.

- Obtain an understanding of internal control relevant to the audit in order to design audit procedures that are appropriate in the circumstances.

- Evaluate the appropriateness of accounting policies used and the reasonableness of accounting estimates and related disclosures made by management.

- Conclude on the appropriateness of management's use of the going concern basis of accounting and, based on the audit evidence obtained, whether a material uncertainty exists related to events or conditions that may cast significant doubt on the Company's ability to continue as a going concern. If we conclude that a material uncertainty exists, we are required to draw attention in our auditor's report to the related disclosures in the financial statements or, if such disclosures are inadequate, to modify our opinion. Our conclusions are based on the audit evidence obtained up to the date of our auditor's report. However, future events or conditions may cause the Company to cease to continue as a going concern.

- Evaluate the overall presentation, structure and content of the standalone financial statements, including the disclosures, and whether the standalone financial statements represent the underlying transactions and events in a manner that achieves fair presentation.

We communicate with those charged with governance regarding, among other matters, the planned scope and timing of the audit and significant audit findings, including any significant deficiencies in internal control that we identify during our audit.

We also provide those charged with governance with a statement that we have complied with relevant ethical requirements regarding independence, and to communicate with them all relationships and other matters that may reasonably be thought to bear on our independence, and where applicable, related safeguards.

**Report on other legal and regulatory requirements**

1. As required by the Companies (Auditor's Report) Order, 2020 ("the Order") issued by the Central Government of India in terms of sub-section (11) of section 143 of the Act, we give in the "**Annexure A**", a statement on the matters specified in paragraph 3 and 4 of the Order, to the extent applicable.

2. As required by section 143(3) of the Act, we report that:

   a) We have sought and obtained all the information and explanations which to the best of our knowledge and belief were necessary for the purposes of our audit.

   b) In our opinion proper books of account as required by law have been kept by the Company so far as it appears from our examination of those books;

   c) The standalone balance sheet, the standalone statement of profit and loss, and the standalone cash flow statement dealt with by this report are in agreement with the books of account;

   d) In our opinion, the aforesaid standalone financial statements comply with the Accounting Standards specified under Section 133 of the Act, read with Rule 7 of the Companies (Accounts) Rules, 2014;

   e) On the basis of the written representations received from the directors as on March 31, 2026 taken on record by the Board of Directors, none of the directors is disqualified as on March 31, 2026 from being appointed as a director in terms of Section 164(2) of the Act;

   f) With respect to the adequacy of the internal financial controls over financial reporting of the Company and the operating effectiveness of such controls, refer to our separate Report in "**Annexure B".**

   g) With respect to the other matters to be included in the Auditor's Report in accordance with Rule 11 of the Companies (Audit and Auditors) Rules, 2014, in our opinion and to the best of our information and according to the explanations given to us:

      i. The Company has disclosed the all-pending litigations which would impact its financial position. Refer Note 43 of Notes to the Standalone Financial Statements.

      ii. The Company did not have any long-term contracts including derivative contracts for which there were any material foreseeable losses.

      iii. There were no amounts which were required to be transferred to the Investor Education and Protection Fund by the Company.

      iv. The management has represented that to the best of its knowledge and belief, other than as disclosed in the notes to accounts,

      - No funds have been advanced or loaned or invested (either from borrowed funds or share premium or any other sources or kind of funds) by the company to or in any other

person(s) or entities, including foreign entities ("Intermediaries"), with the understanding that the intermediary shall whether directly or indirectly lend or invest in other persons or entities identified in any manner by or on behalf of the company (Ultimate Beneficiaries) or provide any guarantee, security or the like on behalf of ultimate beneficiaries;

- No funds have been received by the company from any person(s) or entities including foreign entities ("Funding Parties") with the understanding that such company shall
  whether, directly or indirectly, lend or invest in other persons or entities identified in any manner whatsoever by or on behalf of the funding party (ultimate beneficiaries) or
  provide guarantee, security or the like on behalf of the Ultimate beneficiaries; and
- Based on the audit procedures performed, nothing has come to our notice that has caused us to believe that the above representations given by the management contain any material mis-statement.

v. No dividend declared or paid during the year by the Company during the year.

vi. With respect to matter to be included in Auditors' Report under Section 197(16) of the Act, as amended:

In our opinion and according to information and explanations given to us, the remuneration paid by the Company to its directors during the current year is in accordance with the provisions
of Section 197 of the Act. The remuneration paid to any of its directors is not in excess of the limit laid down under Section 197 of the Act.

vii. Based on our examination, which included test checks, the company has used accounting software for maintaining its books of account for the financial year ended March 31st, 2026 which has a feature of recording audit trail (edit log) facility and the same has operated throughout the year for all relevant transactions recorded in the software. Furthermore, based on written representations received from the management and our audit procedures, we did not find any instances of tampering with the audit trail features during the year. Additionally, the audit trail has been preserved by the company as per the statutory requirements for record retention.

**For Singhi Chugh & Kumar**
**Chartered Accountants**
**FRN: 013613N**
**Divesh Kalra Partner**
**M. No. 545589**
**Place: New Delhi**
**Date: 20.05.2026**
**UDIN: 26545589UNQVWY4637**

## Annexure A

As required by the Companies (Auditor's Report) Order, 2020 ("the Order") issued by the Central Government of India in terms of sub-section (11) of section 143 of the Act, we state as under:

(i) (a) The Company has maintained proper records showing full particulars, including quantitative details and situation of Property, Plant and Equipment and Intangible assets.

(b) All Property, Plant and Equipment have been physically verified by the management at reasonable intervals and no material discrepancies were noticed on such verification. In our opinion the frequency of verification is reasonable having regard to the size and nature of its business.

(c) The Company do not own any immovable property.

(d) No revaluation of the Property, Plant and Equipment or Intangible assets has been done by the Company during the year.

(e) No proceedings have been initiated or are pending against the company for any Benami Property.

(ii) (a) The company is engaged in the service sector and the company does not have any physical inventory.

(b) Sub clauses (b) of Para (ii) of the Order is not applicable to the company.

(iii) During the year, the Company has made investments in other companies but has not granted any unsecured loans to any parties. In this regard:

a) (A) The Company has made investments aggregating to ₹230 thousand during the year by incorporating three subsidiaries, namely, PropEquity Tech Private Limited (holding 65% equity stake), PropEquity Education Private Limited (holding 65% equity stake), and WAOH Foundation, a Section 8 company (holding 100% equity stake).Other than the aforesaid investments, the Company has not provided any guarantees or security, or granted any loans or advances in the nature of loans, whether secured or unsecured, to companies, firms, Limited Liability Partnerships or any other parties during the year.

(B) The Company has granted loans to its subsidiary company during the previous financial year (FY 2024-25). No loans, guarantees, security or advances in the nature of loans were granted during the current year.

As on 31st March 2026, the total outstanding balance of loan principal and accrued interest stood at Rs. 11,334 thousand, arising from two separate loan agreements — one for ₹3,000 thousand dated 16 August 2024 and another for ₹7,000 thousand dated 4 October 2024. During the year, the Company executed an addendum dated 8 September 2025, extending the tenure of both loans by a further period of one year.

b) In our opinion, the investments made and the terms and conditions of the aforesaid loan are, prima facie, not prejudicial to the Company's interest.

c) In respect of the aforesaid loans, the repayment terms of principal and payment of interest have been stipulated in the respective loan agreements, as amended by the addendum executed during the year. The reporting in respect of overdue interest is provided in paragraph (d) below.

d) According to the information and explanations given to us and based on our examination of the records of the Company, in respect of loans granted by the Company, interest amounting to ₹434 thousand was overdue as at the balance sheet date.

e) According to the information and explanations given to us and based on our examination of the records of the Company, loans aggregating to ₹10,000 thousand, which had fallen due during the year, were extended pursuant to an addendum to the original loan agreements, extending the tenure of the loans by a further period of one year.

f) The Company has not granted any loans or advances in the nature of loans either repayable on demand or without specifying any terms or period of repayment during the year. Hence, reporting under clause 3(iii)(f) is not applicable.

(iv) In our opinion and according to the information and explanations given to us, the Company has complied with the provisions of section 185 and 186 of the Act, with respect to the loans, investments, guarantees and securities.

(v) In our opinion and according to the information and explanations given to us, the Company has not accepted any deposits from public within the meaning of sections 73 to 76 of the Act. Accordingly, reporting under para 3(v) of the order is not applicable.

(vi) As per sub section (1) of section 148 of Companies Act, 2013, the company is not required to maintain cost records.

(vii) (a) The Company is regular in depositing undisputed statutory dues including Income Tax, Provident Fund, Employee's State Insurance, Goods and Services Tax (GST) except there has been a slight delay in depositing Tax deducted at source (TDS).

(b) According to the information and explanations given to us, there are no amounts in respect of statutory dues which have not been deposited with the appropriate authorities on account of any dispute except details below –

| Name of the Statute | Nature of Dues | Amount (₹ in Thousand) | Period to which amount relates | Forum where dispute is pending |
|---|---|---|---|---|
| Income Tax Act, 1961 | TDS Default- Prior years | 10 | Prior years | TDS - Traces |

* TDS defaults of ₹ 10 Thousand/-relating to prior years which is rectifiable in nature

(viii) There are no transactions during the year that have been surrendered or disclosed as income during the year in the tax assessments under the Income Tax Act, 1961 which were not recorded in the books of account.

(ix) As per information and explanations given to us, the Company has not defaulted in repayment of dues to a financial institution or bank or Government or debenture holders.

(x) In our opinion and according to information and explanations given by the management and audit procedures performed by us, we report that the company has not raised any funds from Initial Public Offer or Further Public Offer (equity or debt capital) during the year. Out of the funds raised earlier, the amount of unutilized proceeds as at March 31, 2026 amounted to ₹ 55,825 thousands. The unutilized balances of net proceeds from Initial Public Offer (IPO) as at 31-03-2026 were temporarily invested in deposits with the scheduled banks. Also, refer Note 41 of the Standalone Financial Statements of the Company for details.

(xi) a) No fraud by the Company or on the Company has been noticed or reported during the year.

b) No report filed under section 143(12) of the Companies Act.

c) No whistle-blower compliant received during the year.

(xii) The Company is not a Nidhi Company. Accordingly, paragraph 3(xii) of the Order is not applicable to company.

(xiii) According to the information and explanations given to us and based on our examination of the records of the Company, transactions with the related party are in compliance with sections 177 and 188 of the Act where applicable and details of such transactions have been disclosed in the financial statements as required by the applicable accounting standards.

(xiv) a) Based on information and explanations provided to us and our audit procedures, in our opinion, the Company has an internal audit system commensurate with the size and nature of its business.

b) We have considered the internal audit reports of the Company issued till date for the period under audit.

(xv) The Company has not entered into non-cash transactions with directors or persons connected with him. Accordingly, paragraph 3(xv) of the Order is not applicable.

(xvi) The Company is not required to be registered under section 45-IA of the Reserve Bank of India Act, 1934.

(xvii) The Company has not incurred any cash losses in the financial year and in the immediately preceding financial year.

(xviii) There has been no resignation of the statutory auditors during the year. Accordingly, clause 3(xviii) of the Order is not applicable.

(xix) On the basis of the financial ratios, ageing and expected dates of realization of financial assets and payment of financial liabilities, other information accompanying the financial statements, the auditor's knowledge of the Board of Directors and management plans, the auditor is of the opinion that no material uncertainty exists as on the date of the audit report that company is capable of meeting its liabilities existing at the date of balance sheet as and when they fall due within a period of one year from the balance sheet date.

(xx) There is no amount remaining unspent under Section 135 of the Companies Act, 2013.

(xxi) Paragraph 3(xxi) of the order is not applicable in case of standalone financial statement of the Company.

**For Singhi Chugh & Kumar**
**Chartered Accountants**
**FRN: 013613N**

**Divesh Kalra**
**Partner**
**M. No. 545589**
**Place: New Delhi**
**Date: 20.05.2026**

## ANNEXURE B TO THE INDEPENDENT AUDITOR'S REPORT

Report on the Internal Financial Controls Over Financial Reporting under Clause (i) of Sub-section 3 of Section 143 of the Companies Act, 2013 ("the Act").We have audited the internal financial controls over financial reporting of **P.E. Analytics Limited ("the Company")** as of March 31, 2026 in conjunction with our audit of the standalone financial statements of the Company for the year ended on that date.

### Management's Responsibility for Internal Financial Controls

The Board of Directors of the Company is responsible for establishing and maintaining internal financial controls based on the internal control over financial reporting criteria established by the Company considering the essential components of internal control stated in the Guidance Note on Audit of Internal Financial Controls over Financial Reporting issued by the Institute of Chartered Accountants of India. These responsibilities include the design, implementation and maintenance of adequate internal financial controls that were operating effectively for ensuring the orderly and efficient conduct of its business, the safeguarding of its assets, the prevention and detection of frauds and errors, the accuracy and completeness of the accounting records, and the timely preparation of reliable financial information, as required under the Companies Act, 2013.

### Auditor's Responsibility

Our responsibility is to express an opinion on the internal financial controls over financial reporting of the Company based on our audit. We conducted our audit in accordance with the Guidance Note on Audit of Internal Financial Controls Over Financial Reporting (the "Guidance Note") issued by the Institute of Chartered Accountants of India and the Standards on Auditing prescribed under Section 143(10) of the Companies Act, 2013, to the extent applicable to an audit of internal financial controls. Those Standards and the Guidance Note require that we comply with ethical requirements and plan and perform the audit to obtain reasonable assurance about whether adequate internal financial controls over financial reporting was established and maintained and if such controls operated effectively in all material respects.

Our audit involves performing procedures to obtain audit evidence about the adequacy of the internal financial controls system over financial reporting and their operating effectiveness. Our audit of internal financial controls over financial reporting included obtaining an understanding of internal financial controls over financial reporting, assessing the risk that a material weakness exists, and testing and evaluating the design and operating effectiveness of internal control based on the assessed risk. The procedures selected depend on the auditor's judgment, including the assessment of the risks of material misstatement of the financial statements, whether due to fraud or error.

We believe that the audit evidence we have obtained is sufficient and appropriate to provide a basis for our audit opinion on the Company's internal financial controls system over financial reporting.

### Meaning of Internal Financial Controls over Financial Reporting

A company's internal financial control over financial reporting is a process designed to provide reasonable assurance regarding the reliability of financial reporting and the preparation of financial statements for external purposes in accordance with generally accepted accounting principles.

A company's internal financial control over financial reporting includes those policies and procedures that

1. Pertain to the maintenance of records that, in reasonable detail, accurately and fairly reflect the transactions and dispositions of the assets of the company;

2. Provide reasonable assurance that transactions are recorded as necessary to permit preparation of financial statements in accordance with generally accepted accounting principles, and that receipts and expenditures of the company are being made only in accordance with authorisations of management and directors of the company; and

3. Provide reasonable assurance regarding prevention or timely detection of unauthorised acquisition, use, or disposition of the company's assets that could have a material effect on the financial statements.

**Inherent Limitations of Internal Financial Controls over Financial Reporting**

Because of the inherent limitations of internal financial controls over financial reporting, including the possibility of collusion or improper management override of controls, material misstatements due to error or fraud may occur and not be detected. Also, projections of any evaluation of the internal financial controls over financial reporting to future periods are subject to the risk that the internal financial control over financial reporting may become inadequate because of changes in conditions, or that the degree of compliance with the policies or procedures may deteriorate.

**Opinion**

In our opinion, to the best of our information and according to the explanations given to us, the Company has, in all material respects, an adequate internal financial controls system over financial reporting and such internal financial controls over financial reporting were operating effectively as at March 31, 2026, based on the internal control over financial reporting criteria established by the Company considering the essential components of internal control stated in the Guidance Note on Audit of Internal Financial Controls Over Financial Reporting issued by the Institute of Chartered of India.

**For Singhi Chugh**
**& Kumar**
**Chartered**
**Accountants**
**FRN: 013613N**

**Divesh Kalra (Partner)**
**M. No. 545589**
**Place: New Delhi**
**Date: 20.05.2026**

# P. E. Analytics Limited

Formerly known as P.E. Analytics Private Limited

CIN: U70102DL2008PLC172384

Standalone Balance Sheet as at 31st March, 2026

(Amount in INR Thousands except per share data)

| Particulars | Note No. | As at 31 March, 2026 | As at 31 March, 2025 |
|---|---|---|---|
| **I. EQUITY AND LIABILITIES** | | | |
| | | | |
| **(1) Shareholders' fund** | | | |
| (a) Share capital | **3** | 1,04,821 | 1,04,821 |
| (b) Reserves and surplus | **4** | 9,03,475 | 7,46,993 |
| | | | |
| **(2) Non current liabilities** | | | |
| (a) Long term provision | **5** | 13,286 | 12,577 |
| (b) Other Non Current Liabilities | **6** | 204 | 0 |
| | | | |
| **(3) Current liabilities** | | | |
| (a) Trade payables | | | |
| i) total outstanding dues of micro and small enterprises; and | | | |
| ii) total outstanding dues of creditors other than micro and small enterprises | **7** | 681 | 1,556 |
| (b) Other current liabilities | **8** | 1,13,740 | 79,306 |
| (c) Short-term provisions | **9** | 6,798 | 4,980 |
| | | | |
| **TOTAL** | | **11,43,004** | **9,50,233** |
| | | | |
| **II. ASSETS** | | | |
| **(1) Non current assets** | | | |
| (a) Property, Plant & Equipment and Intangible assets | | | |
| (i) Property Plant and Equipment | **10** | 15,325 | 11,591 |
| (ii) Intangible assets | **11** | 2,901 | 1,267 |
| (b) Non-current investment | **12** | 72,841 | 9,225 |
| (c) Deferred tax assets (net) | **13** | 4,071 | 4,457 |
| (d) Other non-current assets | **14** | 887 | 887 |
| | | | |
| **(2) Current assets** | | | |
| (a) Current investments | **15** | 0 | 35,404 |
| (b) Trade receivables | **16** | 49,259 | 30,986 |
| (c) Cash and cash equivalents | **17** | 9,27,354 | 7,98,710 |
| (d) Short-term loans and advances | **18** | 14,636 | 13,595 |
| (e) Other current assets | **19** | 55,730 | 44,110 |
| | | | |
| **TOTAL** | | **11,43,004** | **9,50,233** |
| | | | |
| Summary of significant accounting policies | **2** | | |
| | | | |
| The accompanying notes form an integral part of the standalone financial statement. | | | |
| | | | |
| **As per our report of even date** | | | |

For Singhi Chugh & Kumar
Chartered Accountants
FRN: 013613N

SD/-
Divesh Kalra (Partner)
Membership No.: 545589
Place: New Delhi
Date: 20-05-2026

For and on behalf of the board of directors of
P. E. Analytics Limited

SD/-
Samir Jasuja
Managing Director
DIN : 01681776

SD/-
Vaishali Jasuja
Director
DIN : 01681830

Dheeraj Kumar Tandon
Chief Financial Officer

Hritika Verma
Company Secretary

# P. E. Analytics Limited

Formerly known as P.E. Analytics Private Limited

CIN: U70102DL2008PLC172384

Standalone Profit and Loss as at 31st March, 2026

(Amount in INR Thousands except per share data)

| | Particulars | Note No. | For the year ended 31 March, 2026 | For the year ended 31 March, 2025 |
|---|---|---|---|---|
| | **Income** | | | |
| I. | Revenue from operations | 20 | 3,04,141 | 2,44,945 |
| II. | Other income | 21 | 71,950 | 63,100 |
| III. | **Total income (I+II)** | | **3,76,091** | **3,08,045** |
| IV. | **Expenses** | | | |
| | Employee benefits expense | 22 | 1,17,777 | 1,04,153 |
| | Depreciation and Amortization expense | 23 | 4,877 | 4,233 |
| | Other expenses | 24 | 42,909 | 39,594 |
| | **Total expenses** | | **1,65,564** | **1,47,980** |
| V. | **Profit before exceptional and extraordinary items and tax (III -IV)** | | **2,10,527** | **1,60,065** |
| VI. | Exceptional items | | | |
| | Prior period expenses | | - | - |
| VII. | **Profit before extraordinary items and tax (V-VI)** | | **2,10,527** | **1,60,065** |
| VIII. | Extraordinary items | | - | - |
| IX. | **Profit before tax (VII-VIII)** | | **2,10,527** | **1,60,065** |
| X. | **Tax expenses** | | | |
| | -Current tax | 25 | 53,447 | 40,264 |
| | -Earlier years tax expenses | | 212 | (58) |
| | -Deferred tax | | 386 | 368 |
| XI. | **Profit for the period from continuing operations (XI-X)** | | **1,56,482** | **1,19,941** |
| XII. | Profit/(Loss) For the Period From Discontinuing Operations | | - | - |
| XIII. | Tax Expenses of Discontinuing Operations | | - | - |
| XIV. | **Profit/(Loss) For the Period From Discontinuing Operations (XII-XIII)** | | - | - |
| XV. | **Net Profit/(Loss) For the Period (XI+XIV)** | | **1,56,482** | **1,19,491** |
| XVI. | **Earning per equity share of face value of Rs.10 each** | | | |
| | **Basic EPS** | 26 | 14.93 | 11.40 |
| | **Diluted EPS** | | 14.93 | 11.40 |
| | Summary of significant accounting policies | 2 | | |

The accompanying notes form an integral part of the standalone financial statement.

For Singhi Chugh & Kumar
Chartered Accountants
FRN: 013613N

SD/-
Divesh Kalra (Partner)
Membership No.: 545589
Place: New Delhi
Date: 20-05-2026

For and on behalf of the board of directors of
P. E. Analytics Limited

SD/-
Samir Jasuja
Managing Director
DIN : 01681776

SD/-
Vaishali Jasuja
Director
DIN : 01681830

Dheeraj Kumar Tandon
Chief Financial Officer

Hritika Verma
Company Secretary

# P. E. Analytics Limited

Formerly known as P.E. Analytics Private Limited

CIN: U70102DL2008PLC172384

Standalone Cash Flow Statement as at 31st March, 2026

**(Amount in INR Thousands except per share data)**

| | Particulars | For the year ended 31 March, 2026 | For the year ended 31 March, 2025 |
|---|---|---|---|
| **A.** | **Cash flows from operating activities:** | | |
| | Profit/(Loss) before tax & extraordinary items | **2,10,527** | **1,60,065** |
| | **Profit before tax** | **2,10,527** | **1,60,065** |
| | Adjustment to reconcile profit before tax to net cash flows | | |
| | Depreciation and amortisation expense | 4,877 | 4,233 |
| | Dividend Income | (3,762) | (3,185) |
| | Provision for doubtful debts reversed (Net) | (1,700) | (3,767) |
| | Gratuity Paid During the year | (125) | (348) |
| | Provision for Gratuity During the year | 883 | 2,481 |
| | Lease Equalisation Reserve | 204 | - |
| | Balances Written off (Bad Debts) | 3,954 | 4,073 |
| | Investment Written Off | 1,155 | - |
| | Interest Income and Income from Investment | (65,341) | (55,325) |
| | **Operating profit before working capital changes** | **1,50,671** | **1,08,226** |
| | Movements in working capital: | | |
| | Increase / (decrease) in Trade payables | (875) | 890 |
| | Increase / (decrease) in Other Current Liabilities | 34,434 | 8,181 |
| | (Increase) / decrease in Trade Receivables | (20,527) | 6,869 |
| | (Increase)/ decrease in short term loans and advances | (1,041) | (2,074) |
| | (Increase) / decrease in other current assets | (11,620) | (5,683) |
| | **Cash generated from /(used in) operations** | **1,51,042** | **1,16,409** |
| | Taxes Paid | (51,980) | (33,280) |
| | **Net cash flow from/ (used in) operating activities (A)** | **99,152** | **83,129** |
| **B.** | **Cash flows from investing activities** | | |
| | Purchase of Property, Plant & Equipment | (10,245) | (6,796) |
| | Investment in Associate and Subsidiaries Company | (230) | (1,155) |
| | Investment in Real Estate Investment Funds | (29,137) | (7,990) |
| | Loan given to Subsidiary (M/s. PropEdge Valuations Pvt. Ltd) | - | (10,000) |
| | Interest Received | 65,341 | 55,325 |
| | Dividend Received | 3,762 | 3,185 |
| | **Net cash flow from/ (used in) investing activities (B)** | **29,492** | **32,569** |

| | | | |
|---|---|---|---|
| C. | **Cash flows from financing activities** | | |
| | Redemption of debentures | - | - |
| | Promoter Liability paid back | - | - |
| | Shares premium received | - | - |
| | **Net cash flow from/ (used in) in financing activities (C)** | **-** | **-** |
| | **Net increase/(decrease) in cash and cash equivalents (A + B + C)** | 1,28,644 | 1,15,697 |
| | Cash and cash equivalents at the beginning of the year | 7,98,710 | 6,83,012 |
| | **Cash and cash equivalents at the end of the year** | **9,27,354** | **7,98,710** |
| | **Components of cash and cash equivalents** | | |
| | Cash on hand | - | - |
| | With banks- on current account | 34,198 | 26,148 |
| | -Deposits with original maturity for more than 3 months but less than or equal to 12 months | 4,21,966 | 5,49,349 |
| | -Deposits with remaining maturity for more than 12 months | 4,71,190 | 2,23,213 |
| | **Total cash and cash equivalents (Refer Note 17 of Notes to Account)** | **9,27,354** | **7,98,710** |
| | Summary of significant accounting policies | | |

The accompanying notes form an integral part of the standalone financial statement.
**As per our report of even date**

For Singhi Chugh & Kumar
Chartered Accountants
FRN: 013613N

SD/-
Divesh Kalra (Partner)
Membership No.: 545589
Place: New Delhi
Date: 20-05-2026

For and on behalf of the board of directors of
P. E. Analytics Limited

SD/-
Samir Jasuja
Managing Director
DIN : 01681776

SD/-
Vaishali Jasuja
Director
DIN : 01681830

Dheeraj Kumar Tandon
Chief Financial Officer

Hritika Verma
Company Secretary

## Notes to the Standalone Financial Statements

**1. Corporate information**

P.E. Analytics Limited Formerly known as P.E. Analytics Private Limited (the 'Company') was incorporated on 8 January 2008. The Company is primarily engaged in the business of providing data and analytics on the Indian real estate industry to its subscribers. The Company made Initial Public Offer on 22nd March, 2022 and shares were allotted on 30th March,2022 and shares were listed on NSE Emerge on 04th April, 2022.

**2. Basis of preparation**

The financial statements of the Company have been prepared in accordance with the generally accepted accounting principles in India (Indian GAAP). The company has prepared these financial statements to comply in all material respects with the accounting standards notified under section 133 of the Companies Act 2013 read together with the Companies (Accounting Standards) Amendment Rules, 2006 (as amended from time to time). The financial statements have been prepared on an accrual basis and under the historical cost convention as per Schedule III, Division I of the Companies Act, 2013.

**1. Summary of significant accounting policies**

**a. Use of estimates**

The preparation of financial statements in conformity with Indian GAAP requires the management to make judgments, estimates and assumptions that affect the reported amounts of revenues, expenses, assets and liabilities and the disclosure of contingent liabilities, at the end of the reporting period. Although these estimates are based on the management's best knowledge of current events and actions, uncertainty about these assumptions and estimates could result in the outcomes requiring a material adjustment to the carrying amounts of assets or liabilities in future periods.

**b. Functional and Presentation Currency**

These financial statements are presented in in Indian Rupees (₹), the company's functional currency. All Financial information presented in Indian Rupee has been rounded off to the nearest thousands as per the requirement of Schedule III of "the Act" unless otherwise stated.

**c. Current and Non-Current Classification**

All assets and liabilities are classified into current and non-current.

***Assets***

An asset is classified as current when it satisfies any of the following criteria:

-It is expected to be realized in, or is intended for sale or consumption in, the Company's normal operating cycle;

-It is held primarily for the purpose of being traded;

-It is expected to be realized within 12 months after the reporting date; or

-It is cash or cash equivalent unless it is restricted from being exchanged or used to settle a liability for at least 12 months after the reporting date.

-Current assets include the current portion of non-current financial assets. All other assets are classified as non-current.

***Liabilities***

A liability is classified as current when it satisfies any of the following criteria:

-It is expected to be settled in the Company's normal operating cycle;

-It is due to be settled within 12 months after the reporting date; or

-The Company does not have an unconditional right to defer settlement of the liability for at least 12 months after the reporting date.

-Current liabilities include the current portion of non-current financial liabilities. All other liabilities are classified as non-current.

**d. Operating Cycle**

Operating cycle is the time between the acquisition of assets for processing and their realisation in cash and cash equivalents. Based on the above definition and nature of business, the company has ascertained its operating cycle as less than 12 months for the purpose of current/ non current classification of assets and liabilities.

**e. Property, Plant and Equipment**

Property, plant and equipment (PPE) are stated at cost, net of accumulated depreciation and accumulated impairment losses, if any. The cost comprises purchase price, borrowing costs if capitalization criteria are met and directly attributable cost of bringing the asset to its working condition for the intended use. Any trade discounts and rebates are deducted in arriving at the purchase price.

Subsequent expenditure related to an item of PPE is added to its book value only if it increases the future benefits from the existing asset beyond its previously assessed standard of performance. All other expenses on existing fixed assets, including day-to-day repair and maintenance expenditure and cost of replacing parts, are charged to the statement of profit and loss for the period during which such expenses are incurred.

Gains or losses arising from de recognition of property, plant and equipment are measured as the difference between the net disposal proceeds and the carrying amount of the asset and are recognized in the statement of profit and loss when the asset is derecognized.

**f. Depreciation on property, plant and equipment**

Depreciation on property, plant and equipment is calculated on a straight-line basis using the rates arrived at, based on the useful lives estimated by the management. The identified components are depreciated separately over their useful lives; the remaining components are depreciated over the life of the principal asset. The Company has used the following rates to provide depreciation on its property, plant and equipment.

| Description | Estimated Useful Life |
|---|---|
| Server and Network | 6 Years |
| Computer | 3 Years |
| Office equipment | 5 Years |
| Vehicles | 8 Years |
| Furniture and fixtures | 10 Years |

**g. Intangible assets**

Intangible assets acquired separately are measured on initial recognition at cost. Following initial recognition, intangible assets are carried at cost less accumulated amortization and accumulated impairment losses, if any. Internally generated intangible assets, excluding capitalized development costs, are not capitalized and expenditure is reflected in the statement of profit and loss in the year in which the expenditure is incurred.

Intangible assets are amortized on a straight-line basis over the estimated useful economic life. The Company uses a rebuttable presumption that the useful life of an intangible asset will not exceed ten years from the date when the asset is available for use. If the persuasive evidence exists to the affect that useful life of an intangible asset exceeds ten years, the Company amortizes the intangible asset over the best estimate of its useful life. Such intangible assets and intangible assets not yet available for use are tested for impairment annually, either individually or at the cash-generating unit level. All other intangible assets are assessed for impairment whenever there is an indication that the intangible asset may be impaired.

The amortization period and the amortization method are reviewed at least at each financial year end. If the expected useful life of the asset is significantly different from previous estimates, the amortization period is changed accordingly. If there has been a significant change in the expected pattern of economic benefits from the asset, the amortization method is changed to reflect the changed pattern. Such changes are accounted for in accordance with AS 5- "Net Profit or Loss for the Period, Prior Period Items and Changes in Accounting Policies".

Gains or losses arising from DE recognition of an intangible asset are measured as the difference between the net disposal proceeds and the carrying amount of the asset and are recognized in the statement of profit and loss when the asset is derecognized.

Based on internal assessment and evaluation carried out, the management believes that there is no salvage value left after depreciating the intangible assets over its useful life.
Computer Software (Intangible Assets) is depreciated over lower of 3 years or useful life.

**h. Impairment of Assets**

The Management periodically assesses using, external and internal sources, whether there is an indication that an asset may be impaired. An impairment loss is recognized wherever the carrying value of an asset exceeds its recoverable amount. An impairment loss for an asset is reversed if, and only if, the reversal can be related objectively to an event
occurring after the impairment loss was recognized. The carrying amount of an asset is increased to its revised recoverable amount upto the carrying amount that would have been determined (net of any accumulated amortization
or depreciation) had no impairment loss been recognized for the asset in prior year.

**i. Leases**

*Where the Company is the lessee*

Leases, where the lessor effectively retains substantially all the risks and benefits of ownership of the leased item, are classified as operating leases. Operating lease payments are recognized as an expense in the statement of profit and loss on a straight-line basis over the lease term.

**j. Investments**

Investments, which are readily realizable and intended to be held for not more than one year from the date on which such investments are made, are classified as current investments. All other investments are classified as long-term investments.

On initial recognition, all investments are measured at cost. The cost comprises purchase price and directly attributable acquisition charges such as brokerage, fees and duties. Current investments (other than Investments in Mutual Funds) are carried in the financial statements at lower of cost and fair value determined on an individual investment basis. Current Investments in Mutual Funds are carried at NAV as on last date of the financial year. Long-term investments are carried at cost. However, provision for diminution in value is made to recognize a decline other than temporary in the value of the investments.

On disposal of an investment, the difference between its carrying amount and net disposal proceeds is charged or credited to the statement of profit and loss.

**k. Borrowing costs**

Borrowing cost includes interest and amortization of ancillary costs incurred in connection with the arrangement of borrowings. Borrowing costs directly attributable to the acquisition, construction or production of an asset that necessarily takes a substantial period to get ready for its intended use or sale are capitalized as part of the cost of the respective asset. All other borrowing costs are expensed in the period they occur.

**l. Cash and Cash Equivalents**

In cash flow statement, cash and cash equivalents include cash in hand, short- term highly liquid investment with original maturities of less than 12 months and demand deposits with original maturities of more than 12 months.

**m. Revenue Recognition**

Revenue is recognized to the extent that it is probable that the economic benefits will flow to the Company and the revenue can be reliably measured. The following specific recognition criteria must also be met before revenue is recognised: -

**Income from Services**

Revenue from website subscription services are recognised pro-rata over the period of the contract as and when services are rendered and in accordance with the terms of the contracts. Revenue from fixed-price, fixed-timeframe contracts, where there is no uncertainty as to measurement or collectability of consideration, is recognized based upon the percentage-of-completion. When there is uncertainty as to measurement or ultimate collectability, revenue recognition is postponed until such uncertainty is resolved. Cost and earnings in excess of billings are classified as

unbilled revenue while billing in excess of cost and earnings is classified as unearned revenue. Provision for estimated losses, if any, on uncompleted contracts are recorded in the period in which such losses become probable based on the current estimates.

**Interest**

Interest income is recognized on a time proportion basis taking into account the amount outstanding and the applicable interest rate. Interest income is included under the head "other income" in the statement of profit and loss.

**Dividends**

Dividend income is recognized when the Company's right to receive dividend is established by the reporting date.

**n. Foreign currency transactions**

*(i)Initial Recognition*

Foreign currency transactions are recorded in the reporting currency, by applying to the foreign currency amount the exchange rate between the reporting currency and the foreign currency at the date of the transaction.

*(ii)Conversion*

Foreign currency monetary items are retranslated using the exchange rate prevailing at the reporting date. Non-monetary items, which are measured in terms of historical cost denominated in a foreign currency, are reported using
the exchange rate at the date of the transaction. Non-monetary items, which are measured at fair value or other similar valuation denominated in a foreign currency, are translated using the exchange rate at the date when such
value was determined.

*(iii)Exchange Differences*

Exchange differences arising on the settlement of monetary items or on reporting monetary items of the Company at rates different from those at which they were initially recorded during the period, or reported in previous financial statements, are recognized as income or as expense in the period in which they arise.

**o. Retirement and other employee Benefits**

Retirement benefit in the form of provident fund is a defined contribution scheme. The contributions to the provident fund are charged to the statement of profit and loss for the year when the contributions are due. The Company has no obligation, other than the contribution payable to the provident fund.

The Company operates a defined benefit plan for its employees, viz., gratuity. The cost of providing benefits under this plan is determined on the basis of actuarial valuation at each year-end. Actuarial valuation is carried out for the plan using the projected unit credit method. Actuarial gains and losses for the defined benefit plan are recognized in full in the period in which they occur in the statement of profit and loss.

The company has a policy on leave which are non-accumulating in nature from this financial year, so there is no contractual liability is payable in respect of other employee benefits like leave encashment.

**p. Income Taxes**

Tax expense comprises current and deferred tax. Current income-tax is measured at the amount expected to be paid to the tax authorities in accordance with the Income-tax Act, 1961 enacted in India. The tax rates and tax laws used to compute the amount are those that are enacted or substantively enacted, at the reporting date.

Deferred income taxes reflect the impact of timing differences between taxable income and accounting income originating during the current year and reversal of timing differences for the earlier years. Deferred tax is measured using the tax rates and the tax laws enacted or substantively enacted at the reporting date.

Deferred tax liabilities are recognized for all taxable timing differences. Deferred tax assets are recognized for
deductible timing differences only to the extent that there is reasonable certainty that sufficient future taxable income will be available against which such deferred tax assets can be realized. In situations where the Company has unabsorbed depreciation or carry forward tax losses, all deferred tax assets are recognized only if there is virtual certainty supported by convincing evidence that they can be realized against future taxable profits.

At each reporting date, the Company re-assesses unrecognized deferred tax assets. It recognizes unrecognized deferred tax asset to the extent that it has become reasonably certain or virtually certain, as the case may be, that sufficient future taxable income will be available against which such deferred tax assets can be realized.

Deferred tax assets and deferred tax liabilities are offset, if a legally enforceable right exists to set-off current tax assets against current tax liabilities and the deferred tax assets and deferred taxes relate to the same taxable entity and the same taxation authority.

The Company has elected to exercise the option permitted under section 115BAA of the Income Tax Act, 1961 as introduced by the Taxation Laws (Amendment) Ordinance, 2019.

**q. Earnings Per Share**

Basic earnings per share is calculated by dividing the net profit or loss for the period attributable to equity shareholders by the weighted average number of equity shares outstanding during the period.

Earnings considered in ascertaining the Company's earnings per share is the net profit for the period after deducting preference dividends and any attributable tax thereto for the period. The weighted average number of equity shares outstanding during the period and for all periods presented is adjusted for events, such as bonus shares, other than the conversion of potential equity shares, that have changed the number of equity shares outstanding, without a corresponding change in resources.

For the purpose of calculating diluted earnings per share, the net profit or loss for the period attributable to equity shareholders and the weighted average number of shares outstanding during the period are adjusted for the effects of all dilutive potential equity shares.

**r. Provisions, Contingent Liabilities and Contingent Assets**

***Provisions:***

A provision is recognized when an enterprise has a present obligation as a result of past event and it is probable that an outflow of resources will be required to settle the obligation, in respect of which a reliable estimate can be made. Provisions are not discounted to their present values and are determined based on management estimates of the
obligation required to settle at the Balance Sheet date. These are reviewed at each Balance Sheet date and adjusted to reflect the current management estimates.

***Contingent Liabilities:***

Contingent liabilities are disclosed in respect of possible obligations that have arisen from past events and the existence of which will be confirmed only by the occurrence or non-occurrence of future events not wholly within the control of the Company.

When there is an obligation in respect of which the likelihood of outflow of resources is remote, no provision or disclosure is made.

**Contingent assets:**

Contingent assets are not disclosed in the financial statement unless an inflow of economic benefit is probable.

**s. Cash flow Statement**

Cash flow is reported using the indirect method, whereby profit / (loss) before tax is adjusted for the effects of non-cash nature and any deferrals or accruals of past or future cash receipts or payments. The cash flows from operating, investing and financing activities of the Company is segregated based on the available information.

# P. E. Analytics Limited

(Formerly known as P.E. Analytics Private Limited) CIN: L70102DL2008PLC172384

Notes to the standalone financial statements as at 31st March 2026

**Note 3 - Share Capital**

(₹ in '000 unless otherwise stated)

| 3(a) Particulars | As at 31st March, 2026 | As at 31st March, 2025 |
|---|---|---|
| **Authorized shares capital (Nos.)** | | |
| 1,10,00,000 equity shares of ₹ 10/- each (Previous year 1,10,00,000 equity shares of ₹ 10/- each) | 110,000 | 110,000 |
| | **110,000** | **110,000** |
| **Issued, subscribed and fully paid-up shares (Nos.)** | | |
| 1,04,82,104 equity shares of ₹ 10/- each (Previous year 1,04,82,104 equity shares of ₹ 10/- each) | 104,821 | 104,821 |
| **Total issued, subscribed and fully paid-up share capital** | **104,821** | **104,821** |

**a. Reconciliation of the number of shares outstanding at the beginning and at the end of the reporting period**

| Equity shares | As at 31st March, 2026 | | As at 31st March, 2025 | |
|---|---|---|---|---|
| | Nos. | ₹ ('000) | Nos. | ₹ ('000) |
| At the beginning of the year | 10,482,104 | 104,821 | 10,482,104 | 104,821 |
| Add: issued during the year | - | - | - | - |
| **Outstanding at the end of the year** | **10,482,104** | **104,821** | **10,482,104** | **104,821** |

**b. Terms/rights attached to equity shares**

The Company has only one class of equity shares having a par value of ₹ 10 per share. Each holder of equity shares is entitled to one vote per share. The distribution will be in proportion to the number of equity shares held by the shareholders.

In the event of liquidation of the Company, the holders of equity shares would be entitled to receive remaining assets of the Company, after distribution of all the preferential amounts.

The dividend proposed by the Board of Directors is subject to the approval of the shareholders in the ensuring Annual General Meeting except in case of interim dividend. No dividend is declared by the company during the year

**c. Details of shareholders holding more than 5% shares in the Company**

| Name of the Shareholders | 31-Mar-26 Nos. | 31-Mar-26 % holding | 31-Mar-25 Nos. | 31-Mar-25 % holding |
|---|---|---|---|---|
| **Equity shares of ₹10 each fully paid** | | | | |
| Samir Jasuja | **7,861,628** | **75.00%** | **7,035,428** | |
| | **67.12%** | | | |

As per records of the Company, including its register of shareholders/ members and other declarations received from shareholders regarding the beneficial interest, the above shareholding represents both legal and beneficial ownerships of shares.

**d. Promoters Shareholdings**

| Shares held by promoters at the end of the year Promoter Name | 31st March, 2026 No of Shares | 31st March, 2026 % of Total Shares | 31st March, 2026 % Change during the year | 31st March, 2025 No of Shares | 31st March, 2025 % of Total Shares | 31st March, 2025 % Change during the year |
|---|---|---|---|---|---|---|
| Samir Jasuja | 7,861,628 | 75.00% | 11.74% | 7,035,428 | 67.12% | -2.74% |
| Vaishali Jasuja | 271 | 0.0026% | 0.00% | 271 | 0.0026% | 0.00% |

**e. Aggregate number and class of shares alloted as fully paid up by way of bonus shares for the period of five Years immediately preceding the balance sheet date:**

| Particulars | Number of shares |
|---|---|
| - For the Year ended 31st March, 2026 | - |
| - For the Year ended 31st March, 2025 | - |
| - For the Year ended 31st March, 2024 | - |
| - For the Year ended 31st March, 2023 | 8,646,480 |
| - For the Year ended 31st March, 2022 | |

In the year ended 31st March, 2022, the Company had issued bonus shares to the existing equity shareholders by issuing 86,46,480 equity shares of ₹ 10 each in the ratio of 270:1 i.e. ( two hundred seventy bonus equity shares for every one share held) as on 1st February 2022.

# P. E. Analytics Limited

(Formerly known as P.E. Analytics Private Limited) CIN: L70102DL2008PLC172384

Notes to the standalone financial statements as at 31st March 2026

| Particular at | As At 31st March 2026 | As At 31st March 2025 |
|---|---|---|
| **Note-4 Reserves and surplus** | | |
| **(a) Securities premium account** | | |
| Balance as per last financial statements | 190,766 | 190,766 |
| **Closing balance** | **190,766** | **190,766** |
| **(b) Surplus in the statement of profit and loss** | | |
| Balance as per last financial statements | 556,227 | 436,736 |
| Add:- Profit for the year | 156,482 | 119,491 |
| **Net Surplus in the statement of profit and loss** | **712,709** | **556,227** |
| **Total Reserves and surplus(a+b)** | **903,475** | **746,993** |
| **Note-5 Long-term provisions** | | |
| **Provision for employee benefits:** | | |
| Gratuity (Note 30) | 13,286 | 12,577 |
| | **13,286** | **12,577** |
| **Note-6 Other Non Current Liabilities** | | |
| Lease Equalisation Reserve | 204 | - |
| | **204** | **-** |
| **Note-7 Trade Payables** | | |
| (i) Total outstanding dues to Micro and Small Enterprises | 681 | 1,556 |
| (ii) Total outstanding dues of creditors other | **681** | **1,556** |

**7.1 Micro, Small and Medium Enterprises**

The company has received intimation from its suppliers regarding their Status as Micro, Small and Medium Enterprise (MSME). The auditor has relied upon the management for identification for MSME. There are no overdue amounts as on 31st March 2026, payables to suppliers registered under Micro and Small Enterprises Development Act, 2006 ('MSMED Act'). The disclosures pursuant to the said MSMED Act are as follows:-

| Particulars | 31st March 2026 | 31st March 2025 |
|---|---|---|
| a) Principal amount and the Interest due thereon remaining unpaid to any supplier at the end of each accounting year | - | - |
| - Principal Amount | - | - |
| - Interest Amount | - | - |
| b) The amount of interest paid by the buyer in terms of section 16 of the Micro, Small and Medium Enterprises Development Act, 2006, along with the amount of the payment made to the supplier beyond the appointed day during each accounting year. | - | - |
| c) Amount of interest due and payable for the period of delay in making payment (where principle has been paid but interest specified under MSMED Act, 2006 not paid). | - | - |
| d) The amount of interest accrued and remaining unpaid at the end of each accounting year. | - | - |
| e) The amount of further interest remaining due and payable even in the succeeding years, until such date when the interest dues above are actually paid to the small enterprise, for the purpose of disallowance of a deductible expenditure under section 23 of the MSMED Act, 2006. | - | - |

**7.2 Trade Payables ageing schedule**

| Outstanding for following periods from due date of payment(includes not due) | | | | | |
|---|---|---|---|---|---|
| **Particulars** | **Less than 1 Year** | **1-2 Years** | **2-3 years** | **More than 3 Years** | **Total** |
| MSME | - | - | - | - | - |
| *(last year figures)* | - | - | - | - | - |
| Others | 681 | - | - | - | **681** |
| *(last year figures)* | *1,556* | - | - | - | ***1,556*** |
| Disputed dues – MSME | - | - | - | - | - |
| *(last year figures)* | - | - | - | - | - |
| Disputed dues - Others | - | - | - | - | - |
| *(last year figures)* | - | - | - | - | - |

# P. E. Analytics Limited

(Formerly known as P.E. Analytics Private Limited)

CIN: L70102DL2008PLC172384

Notes to the standalone financial statements as at 31st March 2026

(₹ in '000 unless otherwise stated)

| Particular | As At 31st March 2026 | As At 31st March 2025 |
|---|---|---|
| **Note-8 Other current liabilities** | | |
| Expenses Payable | 4,842 | 4,808 |
| Salary Payable | 8,690 | - |
| Unearned revenue | 92,507 | 68,620 |
| Statutory dues payable* | 6,310 | 4,204 |
| Advance from Customers | 1,391 | 1,675 |
| | **113,740** | **79,306** |

*Statutory dues payable includes Goods & Services Tax, Tax Deducted at Source, Professional Tax, Provident Fund, Employee state insurance and Haryana & Maharashtra Labour Welfare Fund.

| | | |
|---|---|---|
| **Note-9 Short Term Provisions** | | |
| Provision for employee benefits : | | |
| Gratuity (Note 30) | 321 | 273 |
| Provision for Income Tax (net of advance tax & TDS) | 6,326 | 4,557 |
| Provision for GST Penalty* | 150 | 150 |
| | **6,798** | **4,980** |

* Provision of ₹ 150 thousands/- is related to general penalty for late filing of GSTR- 9C Return for the FY 2021-22.

## Particulars

**Note 10 - Property, Plant and Equipments**

| Particulars | Lease Hold Improvements | Computers | Server | Office | Vehicles | Total |
|---|---|---|---|---|---|---|
| **Gross Block** | | | | | | |
| **At 1st April, 2024** | 51 | 19,548 | 8,766 | 2,100 | - | 30,465 |
| Additions | - | 1,923 | - | 443 | 3,566 | 5,933 |
| Disposals/ Adjustments | - | - | - | - | - | - |
| **At 31st March, 2025** | **51** | **21,471** | **8,766** | **2,544** | **3,566** | **36,398** |
| Additions | - | 2,803 | 3,965 | 891 | - | 7,658 |
| Disposals/ Adjustments | - | - | - | - | - | - |
| **At 31st March, 2026** | **51** | **24,274** | **12,731** | **3,435** | **3,566** | **44,057** |
| **Depreciation** | | | | | | |
| **At 1st April, 2024** | 51 | 14,432 | 5,318 | 1,538 | - | 21,340 |
| Charge for the year | - | 2,412 | 869 | 145 | 41 | 3,467 |
| Earlier year Adjustment | - | - | - | - | - | - |
| Disposals/ Adjustments | - | - | - | | - | - |
| **At 31st March, 2025** | **51** | **16,845** | **6,188** | **1,684** | **41** | **24,807** |
| Charge for the year | - | 2,541 | 692 | 269 | 423 | 3,925 |
| Earlier year Adjustment | - | - | - | - | - | - |
| Disposals/ Adjustments | - | - | - | - | - | - |
| **At 31st March, 2026** | **51** | **19,385** | **6,879** | **1,952** | **464** | **28,732** |
| **Net Block** | | | | | | |
| **At 31st March, 2025** | - | 4,626 | 2,579 | 860 | 3,526 | 11,591 |
| **At 31st March, 2026** | **-** | **4,888** | **5,851** | **1,482** | **3,103** | **15,325** |

# P. E. Analytics Limited

(Formerly known as P.E. Analytics Private Limited) CIN: L70102DL2008PLC172384

Notes to the standalone financial statements as at 31st March 2026

**Particulars**

**Note-11 Intangible Assets** (₹ in '000 unless otherwise stated)

| **Gross Block** | **Computer Softwares** |
|---|---|
| **At 1st April, 2024** | 15,829 |
| Additions | 863 |
| Disposals/ Adjustments | - |
| **At 31st March, 2025** | **16,692** |
| Additions | 2,586 |
| Disposals/ Adjustments | - |
| **At 31st March, 2026** | **19,278** |
| **Depreciation** | |
| **At 1st April, 2024** | 14,659 |
| Charge for the year | 765 |
| **At 31st March, 2025** | **15,425** |
| Charge for the year | 952 |
| Disposals/ Adjustments | - |
| **At 31st March, 2026** | **16,377** |
| **Net Block** | |
| **At 31st March, 2025** | **1,267** |
| **At 31st March, 2026** | **2,901** |

| | As At 31st March 2026 | As At 31st March 2025 |
|---|---|---|
| **Note-12 Non-Current Investment** | | |
| **Investment in Equity Shares (Unquoted)** | | |
| **Subidiary Company** | | |
| Investment in Propedge Valuations Pvt.Ltd*** ( 8000 Equity shares of ₹ 10/- each ) | 80 | 80 |
| Investment In Propequity Tech Private Limited ( 6500 Equity shares of ₹ 10/- each ) | 65 | - |
| Investment In Propequity Education Private Limited ( 6500 Equity shares of ₹ 10/- each ) | 65 | - |
| Investment in WAOH Foundation ( 10000 Equity shares of ₹ 10/- each ) | 100 | - |
| | 310 | 80 |
| **Associate Company** | | |
| Investment in Propequity Middle East LLC**** ( 50 Equity shares of AED 1000/- each ( 1 AED = ₹ 23.10/-) ) | - | 1,155 |
| **Investment in Funds** | | |
| Investment in Real Estate Investment Funds***** | 37,127 | 7,990 |
| | **37,437** | **9,225** |
| **Investment in Shares (Quoted)** | | |
| **(valued at lower of cost and fair value, unless stated otherwise)** | | |
| Hind Petro 94500 shares of ₹ 122.7184 each* (Equity shares of F.V. ₹ 10 each, fully paid up) | 11,597 | - |
| IOC 39000 Shares of ₹ 76.7942 each (Equity shares of F.V. ₹ 10 each, fully paid up) ITC | 1,997 | - |
| 110000 shares of ₹ 173.5810 each** (Equity shares of F.V. ₹ 1 each, fully paid up) ONGC | 19,094 | - |
| 35000 shares of ₹ 77.6146 each (Equity shares of F.V. ₹ 5 each, fully paid up) | 2,717 | - |
| | 35,404 | - |
| **Total Non Current Investment** | **72,841** | **35,404** |

**Refer Note of Current Investment regarding the reclassification of Current Investment*

During the year, the Company has written off its investment of ₹11,55,000 in Propequity Middle East LLC (an associate, in which the Company held 50 equity shares of AED 1,000 each, representing a 25% interest), on account of closure and non-recoverability of the investment. The write-off has been charged to the Statement of Profit and Loss under "Other Expenses".

(Aggregate fair value of Investment in shares as on 31-03-2026 ₹ 77076 thousands /- (as on 31-03-2025 ₹ 90,596 thousands/-), Hence
Investment in shares are valued at original cost in Balance sheet.)

* Number of Hind Petro shares has been increased due to issue of bonus shares by HPCL during the year in ratio of 1:2, so the number of
shares has been increased to 94,500 shares from 63,000 shares.

** Number of ITC shares has been increased due to issue of bonus shares by ITC during the year in ratio of 1:10, so the number of shares has
been increased to 110,000 shares from 100,000 shares.

*Propedge Valuations Pvt. Ltd. is a partially owned Subsidiary Company as the Company's holding 80% equity shares.

**The Company (P.E. Analytics Limited) with 3 more promotors incorporated "PropEquity Middle East," a limited liability company in the UAE, and the Company subscribed 25% of the share capital in the form of 50 shares of AED 1,000 each at the exchange rate of 1 AED =

***During the period ended as on 31st March 2026, the Company has made the following Investment in Real Estate Investment Funds: -

**(i) Arnya Real Estate Fund –** During this period, the Company has invested ₹ 6,000 thousands resulting in the receipt of 6,000 units valued at ₹ 1,000 each , out of its total commitment of ₹ 20,000 thousands as of Mrach 31, 2025. The period of the fund is 7 years, which is extendable by 2 years with the prior consent of two-third of the majority of contributors in accordance with the terms contained in the Agreement and the applicable laws in this regard.

**(ii) ASK Real Estate Special Situations Fund III** - During this period, the Company has invested ₹ 2,500 thousands resulting in the receipt of 25 units valued at ₹ 1,00,000 each, out of its total commitment of ₹ 10,000 thousands as of March 31, 2025. The period of the fund is 6 years which is extendable by 2 years with the prior consent of two-third of the majority of contributors in accordance with the terms contained in the Agreement and the applicable laws in this regard.

**(iii) India Real Estate Investment Fund-** During this period, the Company has invested ₹ 3,490 thousands resulting in the receipt of 34,900 units valued at ₹ 100 each, out of its total commitment of ₹ 10,000 thousands as of March 31, 2025. The term of the fund is 5 years which is extendable by an additional period of 2 years subject to consent of two-thirds of the contributors by value or such other threshold as may be prescribed under the AIF Regulations in this regard.

**(iv) Sammaan Capital Ltd.** – During this period, the Company has invested ₹ 900 thousands resulting in the receipt of 900 units valued at ₹ 1,000 each , out of its total commitment of ₹ 900 thousands as of September 30, 2025. The period of the fund is 7 years which is extendable by 2 years with the prior consent of two-third of the majority of contributors in accordance with the terms contained in the Agreement and the applicable laws in this regard.

| | As At 31st March 2026 | As At 31st March 2025 |
|---|---|---|
| **Note-13 Deferred tax assets (net)** | | |
| **Deferred tax liability** | | |
| Property, Plant & Equipment and Intangible assets: Impact of difference between tax depreciation and depreciation/ amortization | 291 | 91 |
| **Deferred tax asset** | | |
| On account of expenditure charged to statement of profit and loss in the current year but allowed for tax purposes on payment basis | 3,425 | 3,234 |
| Lease Equalisation Reserve | 51 | - |
| Provision for doubtful debts | 886 | 1,314 |
| **Gross deferred tax asset** | **4,362** | **4,548** |
| **Net deferred tax assets** | **4,071** | **4,457** |
| **Note-14 Other non-current assets** | | |
| Security deposit | 887 | 887 |
| Unsecured, considered good) | | |
| | **887** | **887** |

Security deposits relating to leasehold rent, earlier classified as current deposits, have been reclassified as non-current deposits based on management assessment of their nature and recoverability.

| Particulars | As At 31st March 2026 | As At 31st March 2025 |
|---|---|---|

**Note-15 Current Investments**

**Investment in Shares (Quoted)**

| | | |
|---|---|---|
| **(valued at lower of cost and fair value, unless stated otherwise)** | - | 11,597 |
| Hind Petro 94500 shares of ₹ 122.7184 each* (Equity shares of F.V. ₹ 10 each, fully paid up) | - | 1,997 |
| IOC 39000 Shares of ₹ 76.7942 each (Equity shares of F.V. ₹ 10 each, fully paid up) | | |
| ITC 110000 shares of ₹ 173.5810 each** | - | 19,094 |
| ONGC 35000 shares of ₹ 77.6146 each (Equity shares of F.V. ₹ 5 each, fully paid up) | - | 2,717 |
| | **-** | **35,404** |

During the year, quoted equity investments in HPCL, IOC, ITC and ONGC aggregating ₹35,403,966 have been reclassified from "Current Investments" to "Non-Current Investments", consequent to a change in management's intention to hold these investments on a long-term basis. The reclassification is in accordance with AS 13 — Accounting for Investments and Schedule III to the Companies Act, 2013.

**Note-16 Trade Receivables**

| | | |
|---|---|---|
| a) Secured, considered good | - | - |
| b) Unsecured, considered good* | 49,259 | 30,986 |
| c) Doubtful | 3,520 | 5,220 |
| | **52,779** | **36,206** |
| Less: Provision for doubtful receivables | (3,520) | (5,220) |
| | **49,259** | **30,986** |

**16.1 Trade Receivables ageing schedule**

| | Outstanding for following periods from due date of payment(includes not due) | | | | | |
|---|---|---|---|---|---|---|
| Particulars | **Less than 6 months** | **6 monts-1 year** | **1-2 years** | **2-3 years** | **More than 3 yeas** | **Total** |
| (i) Undisputed Trade receivables – considered good | 47,686 | 1,574 | - | - | - | 49,259 |
| *(last year figures)* | *30,372* | *510* | *104* | - | - | 30,986 |
| (ii) Undisputed Trade Receivables – considered doubtful | - | 1,015 | 98 | 105 | 175 | 1,394 |
| *(last year figures)* | - | *98* | - | - | *175* | 273 |
| (iii) Disputed Trade Receivables considered good | - | - | - | - | - | - |
| *(last year figures)* | - | - | - | - | - | - |
| (iv) Disputed Trade Receivables considered doubtful | - | 354 | 727 | 273 | 772 | 2,126 |
| *(last year figures)* | - | - | *273* | 472 | *4,202* | 4,947 |

*(Previous Year figures in Italic)*

**Note-17 Cash and cash equivalents**

**Cash & cash Equivalents (as per AS 3 Cash Flow Statement)**

Balance with bank:

| | | |
|---|---|---|
| On current accounts | 34,198 | 26,148 |
| Deposits with original maturity for less than 3 months | - | - |
| | **34,198** | **26,148** |
| **Other bank balances** | | |
| Deposits with remaining maturity for more than 3 months but less than or equal to 12 months from reporting date | 421,966 | 549,349 |
| Deposits with remaining maturity for more than 12 months from reporting date | 471,190 | 223,213 |
| | **893,156** | **772,562** |
| **Total Cash and cash equivalents** | **927,354** | **798,710** |

(₹ in '000 unless otherwise stated)

| Particulars | As at 31st March 2026 | As at 31st March 2025 |
|---|---|---|
| **Note-18 Short-term loans and advances** | | |
| **Other loans and advances** | | |
| Loan to Subsidiary* | 10,000 | 10,000 |
| Advance to Vendors | 1,692 | 1,288 |
| Advance to employees | 1,196 | 877 |
| Prepaid expenses | 1,543 | 1,204 |
| Income Tax Refund of earlier years | 205 | 205 |
| GST Receivable | - | 22 |
| | **14,636** | **13,595** |

*The company has provided a loan of ₹ 10,000 thousands to its subsidiary company "Propedge Valuations Private Limited", for a maximum term of one year, at an interest rate of 10% per annum. Two agreements were executed for this purpose; first for ₹ 3,000 thousands dated 16th August, 2024 and second for ₹ 7,000 thousands dated 4th October, 2024.

**Note-19 Other Current Assets**

| | | |
|---|---|---|
| **Security deposit** | | |
| Unsecured, considered good | - | 10 |
| | **-** | **10** |
| **Others** | | |
| Unbilled Revenue | 4,622 | 3,599 |
| Receivables from Associate Company* | 218 | 735 |
| Other Receivables From Related Party | 1,081 | - |
| Interest accrued on fixed deposits | 48,474 | 39,332 |
| Interest accrued on subsidary loan | 1,334 | 434 |
| | **55,730** | **44,100** |
| **Total Other current assets** | **55,730** | **44,110** |

*An amount of ₹ 218 thousands is receivable from the associate company "Propequity AI PTE. ." towards reimbursement for the expenses incurred by the company on its behalf.

*An amount of ₹ 1070 thousands is other receivable "Propedge valuations Private limited" and ₹ 3.5 thousands for Propequity Tech Private Limited, Propequity Educations Private limited & Woah Foundation each.

# P. E. Analytics Limited

(Formerly known as P.E. Analytics Private Limited)

CIN: L70102DL2008PLC172384

Notes to the standalone financial statements as at 31st March 2026

(₹ in '000 unless otherwise stated)

| Particulars | For the Period ended 31st March 2026 | For the Period ended 31st March 2025 |
|---|---|---|
| **Note-20 Revenue from operations** | | |
| Sale of services | 304,141 | 244,945 |
| | **304,141** | **244,945** |
| **Details of services rendered** | | |
| Website subscriptions | 290,060 | 238,098 |
| Professional services | 14,0 | 6,8 |
| | 81 | 47 |
| | **304,141** | **244,945** |
| **Note-21 Other income** | | |
| Interest Income on Bank deposits | 64,439 | 55,125 |
| Interest Income on Loan to Subsidiary | 1,000 | 482 |
| Interest Income on Income Tax Refund | - | 199 |
| Income received from Investments | 902 | 221 |
| Other Misc. Income | 147 | 119 |
| Dividend Income on current investment | 3,762 | 3,185 |
| Provision for Bad Debts Written Back(Net) | 1,700 | 3,767 |
| | **71,950** | **63,100** |
| **Note-22 Employee benefit expense** | | |
| Salaries, wages and bonus | 111,872 | 97,292 |
| Contribution to provident and other fund | 3,979 | 3,691 |
| Gratuity expenses | 883 | 2,481 |
| Staff welfare expenses | 1,043 | 689 |
| | **117,777** | **104,153** |
| **Note-23 Depreciation and Amortization expenses** | | |
| Depreciation of Property, Plant and Equipment (PPE) | 3,925 | 3,467 |
| Amortization of intangible assets | 952 | 765 |
| | **4,877** | **4,233** |
| **Note-24 Other expenses** | | |
| Payment to Auditor | | |
| -Statutory audit fees | 320 | 300 |
| -Tax audit fees | 100 | 100 |
| -Certification fees | 15 | 5 |
| Bank charges | - | 7 |
| Balances written off (Bad Debts) | 3,954 | 4,073 |
| Business promotion | 1,059 | 528 |
| Corporate social responsibility expenses | 2,689 | 2,437 |
| Communication expenses | 3,424 | 3,252 |
| Director Sitting fees | 39 | 235 |
| Depository Maintenance charges | 599 | 738 |

| Particulars | For the Period ended Period ended 31st March 2026 | For the 31st March 2025 |
|---|---|---|
| Power and Fuel | 1,740 | 1,503 |
| Printing and stationery | 40 | 34 |
| Rent | 2,619 | 2,280 |
| Rates and taxes | 941 | 807 |
| Repairs and maintenance | 3,405 | 2,572 |
| Travelling and conveyance | 7,658 | 5,567 |
| Legal and professional fees | 12,805 | 14,870 |
| Forex exchange differences (net) | 7 | 151 |
| Investment Written off | 1,155 | - |
| Amount Written off | 168 | - |
| Miscellaneous Expenses | 1 | 1 |
| | 73 | 34 |
| | **42,909** | **39,594** |
| **Note- 25 Tax Expenses** | | |
| Current Tax | 53,447 | 40,675 |
| Earlier Year tax expenses | 212 | (58) |
| Deferred Tax | 386 | 368 |
| | **54,0** | **40,9** |
| | **45** | **85** |

**Note-26 Earnings per share (EPS)**

The following reflects the profit and share data used in the basic EPS computations:

| | | |
|---|---|---|
| **Net Profit for calculation of EPS (A)** | **156,482** | **119,491** |
| | **Number of shares** | **Number of shares** |
| Weighted average number of equity shares in calculating basic EPS **(B)** | 10,482,104 | 10,482,104 |
| Weighted average number of equity shares from conversion of Optionally Convertible Debentures **(C )** | - | - |
| Basic earnings per share ₹ **(A/B)** | **14.93** | **11.40** |
| Diluted earning per share ₹ **(A/(B+C))** | **14.93** | **11.40** |

(₹ In '000 unless otherwise stated)

**27. Details of Unhedged Foreign Currency Exposure as at the Balance Sheet Date**

| Particulars | Currency | As at 31st March, 2025 | As at 31st March, 2024 |
|---|---|---|---|
| Trade receivables | USD | Nil | **10** |

**28. Related Parties Disclosures**

**Names of related parties and related party relationship**

| **Related party where control exists** | |
|---|---|
| Subsidiary where company hold 80% shareholding | Propedge Valuations Private Limited (w.e.f. 6th January, 2022) |
| Associate where company holds 25% shareholding | PropEquity Middle East LLC (w.e.f. 11th November, 2024) |
| Enterprises significantly influenced by key management personnel or their relatives | 1. Topaz IT Services Pvt Ltd<br>2. MARQUEST (Proprietor: Sunil Jasuja) |
| Key Management Personnel | Samir Jasuja, Managing Director (w.e.f 15th February, 2022) |
| | Vaishali Jasuja, Director |
| | Pooja Verma, Director |
| | Sachin Sandhir, Non-Executive & Independent Director (w.e.f. 14th February, 2022) |
| | Satish Gordhan Mehta, Non-Executive & Independent Director (joined w.e.f. 14th February, 2022 and resigned w.e.f. 14th June, 2024) |
| | Ajay Chacko, Non-Executive & Independent Director (w.e.f. 14th February, 2022) |
| | Nitin Uppal, Director (w.e.f. 21st August, 2024) |
| | Dheeraj Kumar Tandon, Chief Financial Officer (w.e.f. 3rd January, 2022) |
| | Nadeem Arshad, Company Secretary (Joined w.e.f 22nd May, 2023 and resigned on 5th July, 2024)<br>Prachi Bansal, Company Secretary (Joined w.e.f. 1st July, 2024) |

**Related party transaction**

The following table provides the total amount of transactions that have been entered into with related parties for the relevant financial year

(₹ In '000 unless otherwise stated)

| Particulars | Subsidiary Company/ Associate Company | | Key Management Personnel | | Enterprises owned or significantly influenced by key management personnel or their relatives | | Total | |
|---|---|---|---|---|---|---|---|---|
| | 31st March 2026 | 31st March 2025 | 31st March 2026 | 31st March 2025 | 31st March 2026 | 31st March 2025 | 31st March 2026 | 31st March 2025 |
| **Remuneration paid –** | | | | | | | | |
| Samir Jasuja | - | - | 5,678 | 5,678 | - | - | 5,678 | 5,678 |
| Vaishali Jasuja | - | - | 3,616 | 3,309 | - | - | 3,616 | 3,309 |
| Pooja Verma | - | - | 3,378 | 3156 | - | - | 3,378 | 3156 |
| Dheeraj Kumar Tandon | - | - | 2,055 | 1,912 | - | - | 2,055 | 1,912 |
| Prachi Bansal | - | - | 711 | 478 | - | - | 711 | 478 |
| Nadeem Arshad | - | - | - | 205 | - | - | - | 205 |
| **Rent & Electricity Expenses** | | | | | | | | |
| Samir Jasuja | - | - | 755 | 660 | - 3,720 | - 3,480 | 755 | 660 |
| Topaz IT Services Pvt. Ltd. | - | - | - | - | | | 3,720 | 3,480 |
| **Consultancy Charge & Office Expenses** | | | | | | | | |
| MARQUEST (Prop: Sunil Jasuja) | - | - | - | - | 2,332 | 2,481 | 2,332 | 2,481 |
| **Loan given to Subsidiary** | | | | | | | | |
| Propedge Valuations Private Limited | - | 10,000 | - | - | - | - | - | 10,000 |
| **Interest Income on Loan to Subsidiary** | | | | | | | | |
| Propedge Valuations Private Limited | 1,000 | 482 | - | - | - | - | 1,000 | 482 |
| **Expenses incurred on behalf of Associate company** | | | | | | | | |
| PropEquity Middle East | 735 | 1,889 | - | - | - | - | 735 | 1,889 |
| PropEquity AI PTE. LTD. | 218 | - | - | - | - | - | 218 | - |

Note: Remuneration to KMP is taken as net off any reimbursement paid

| Particulars | Subsidiary Company/ Associate Company | | Key Management Personnel | | Enterprises owned or significantly influenced by key management personnel or their relatives | | Total | |
|---|---|---|---|---|---|---|---|---|
| | 31st March 2026 | 31st March 2025 | 31st March 2026 | 31st March 2025 | 31st March 2026 | 31st March 2025 | 31st March 2026 | 31st March 2025 |
| **Investments in Subsidiaries/Associates** | | | | | | | | |
| PropEquity Middle East | - | 1,155 | - | - | - | - | - | 1,155 |
| PropEquity Tech Private Limited | 65 | - | - | - | - | - | 65 | - |
| PropEquity Education Private Limited | 65 | - | - | - | - | - | 65 | - |
| WOAH Foundation | 100 | - | - | - | - | - | 100 | - |
| **Investment Written off** | | | | | | | | |
| PropEquity Middle East | 1,155 | - | - | - | - | - | 1,155 | - |
| **Balance outstanding at year end – Loan &** | | | | | | | | |
| **Interest** | | | - | - | - | - | | |
| Propedge Valuations Private Limited (Loan) | 10,000 | 10,000 | | | | | 10,000 | 10,000 |
| Propedge Valuations Private Limited (Interest Accrued but not due) | 1,334 | 434 | - | - | - | - | 1,334 | 434 |
| **Balance outstanding at year end – Receivable/(Payable)** | | | | | | | | |
| Topaz IT Services Pvt. Ltd. | - | - | - | - | 1,667 | 1,183 | 1,667 | 1,183 |
| Samir Jasuja (Rent) | - | - | (107) | - | - | - | (107) | - |
| PropEquity Middle East | - | 755 | - | - | - | - | - | 755 |
| Propedge Valuations Private Limited | 1,070 | - | - | - | - | - | 1,070 | - |
| PropEquity Tech Private Limited | 4 | - | - | - | - | - | 4 | - |
| PropEquity Education Private Limited | 4 | - | - | - | - | - | 4 | - |
| Woah Foundation | 4 | - | - | - | - | - | 4 | - |
| PropEquity AI PTE Limited | 218 | - | - | - | - | - | 218 | - |
| Topaz IT Services Pvt.Ltd.(Security Deposits) | - | - | - | - | 810 | 810 | 810 | 810 |

**29. Earnings in foreign currency (on accrual basis):**

| Particulars | For the Year Ended 31 March 2025 | For the Year Ended 31 March 2024 |
|---|---|---|
| Revenue from Operations | 7,976 | 7,680 |
| **Total** | **7,976** | **7,680** |

**30. Expenditure in Foreign Currency:**

| Particulars | For the Year Ended 31 March 2025 | For the Year Ended 31 March 2024 |
|---|---|---|
| Website Hosting | Nil | 659 |
| **Total** | **Nil** | **659** |

**31. Employee Benefits**

Gratuity is payable to all eligible employees of the Company on resignation, retirement, death or permanent disablement, in terms of the provisions of the Payment of Gratuity Act. The liability for gratuity as at 31 March, 2025 is ₹12,849 thousands/- (as at 31 March, 2024 ₹10,717 thousands/-) and the charge for the year ended 31 March, 2025 is ₹2,481 thousands/- (as at 31 March, 2024 ₹3,850 thousands/-) shown under "Gratuity expenses" in the Profit and Loss Account.

The Company provides for gratuity using the Projected Unit Credit method with actuarial valuations being carried out at each balance sheet date, based on legislation as enacted up to the balance sheet date. Actuarial gains and losses are recognised in full in the statement of profit and loss in the period in which they occur. Past service cost is recognised immediately to the extent that the benefits are already vested.

The following table sets out the status of the gratuity plan as required by Accounting Standard – 15 on employee benefits:

| Particulars | As At 31 March 2025 | As At 31 March 2024 |
|---|---|---|
| Reconciliation of opening & closing balances of the present value of the defined benefit obligation & the fair value of plan assets. | | |
| **I. Change in present value of obligation** | | |
| Present value of obligation as at the beginning of the period | 10,717 | 10,712 |
| Acquisition adjustment | - | - |
| Interest Cost | 777 | 753 |
| Current Service Cost | 1,473 | 1,291 |
| Past Service Cost | - | - |
| Benefits Paid | (348) | (3,305) |
| Actuarial (gain)/loss on obligation | 231 | 1,806 |
| Present value of obligation as at the end of the period | 12,849 | 10,717 |
| **Fair value of plan assets** | | |
| Fair value of plan assets at the beginning of the period | - | - |
| Acquisition adjustment | - | - |
| Expected return on plan assets | - | - |
| Contributions | - | - |
| Benefits paid | - | - |
| Actuarial gain/(loss) on plan assets | - | - |
| Fair value of plan assets at the end of the period | - | - |
| Funded status | (12,849) | (10,717) |
| Excess of actual over estimated return on plan assets | - | - |

**(₹ In '000 unless otherwise stated)**

**(₹ In '000 unless otherwise stated)**

| | | | | | |
|---|---|---|---|---|---|
| **III. Amount recognised in the Balance sheet** | | | | | |
| Present value of obligation as at the end of the period | | 12,849 | | 10,717 | |
| Fair value of plan assets as at the end of the period | | - | | - | |
| Funded status / Difference | | (12849) | | (10,717) | |
| Excess of actual over estimated | | - | | - | |
| Unrecognized actuarial (gains)/losses | | - | | - | |
| Net asset/(liability) recognized in balance sheet | | (12849) | | (10,717) | |
| | | | | | |
| **IV. Expense recognized in the Statement of profit & loss** | | | | | |
| Current service cost | | 1,473 | | 1,291 | |
| Past service cost | | - | | - | |
| Interest cost | | 777 | | 753 | |
| Expected return on plan assets | | - | | - | |
| Net actuarial (gain)/ loss recognized in the period | | 231 | | 1,806 | |
| Expenses recognized in the statement of profit & losses | | 2,481 | | 3,850 | |
| | | | | | |
| **V. Movements in the liability recognized in the Balance Sheet** | | | | | |
| Opening Net Liability | | 10,717 | | 10,712 | |
| Expenses as above | | 2,481 | | 3,850 | |
| Benefits paid | | (348) | | (3,305) | |
| Actual return on plan assets | | - | | - | |
| Acquisition adjustment | | - | | - | |
| Closing Net Liability | | 12,849 | | 10,717 | |
| | | | | | |
| **V. Principal actuarial assumptions** | | | | | |
| **Mortality** | | **IALM (2012-14)** | | **IALM (2012-14)** | |
| Discounting Rate | | 7.04% | | 7.25% | |
| Future salary Increase | | 5.50% | | 5.50% | |
| Expected Rate of return on plan assets | | 0.00% | | 0.00% | |
| Withdrawal rates | | | | | |
| a). Up to 30 Years | | 3.00% | | 3.00% | |
| b). From 31 to 44 years | | 2.00% | | 2.00% | |
| c). Above 44 years | | 1.00% | | 1.00% | |
| | | | | | |
| **VI. Classification into current / non-current** | | | | | |
| | | **Long-term** | | **Short-term** | |
| | | **31.03.25** | **31.03.24** | **31.03.25** | **31.03.24** |
| Gratuity obligation | | 12,578 | 10,478 | 273 | 239 |
| | | | | | |
| **VII. Experience Adjustments** | | | | | |
| | **31.03.25** | **31.03.24** | **31.03.23** | **31.03.22** | **31.03.21** |
| Experience actuarial (gain)/loss adjustments on: | | | | | |
| Plan obligations | 12,849 | 10,717 | 10,172 | 10,909 | 10,388 |
| Plan assets | - | - | - | - | - |

**(₹ In '000 unless otherwise stated)**

| **Details about payment of CSR activities** | **For the period Ended March 31, 2025** |
|---|---|
| Details of excess CSR expenditure u/s 135(5) of the Act - | |
| Amount required to be spent during the year | 2,347 |
| Less: Amount spent during the year | 2,347 |
| **Shortfall/ (excess) at the closing of the year** | **-** |

**35. Previous Years figures**

Previous year figures have been regrouped / reclassified, where necessary to conform to this year's classification. All figures are given in in Financial Statement in thousands unless otherwise stated.

**36. Title deeds of Immovable Properties**

The company does not have any immovable property. Accordingly, this clause is not applicable, further the company has lease arrangement as lessee and such leases are duly executed in favour of the company.

37. The company has not revalued property, plant and equipment during the year ended 31st March, 2025

38. For the year ended 31st March 2022, the company has completed its Initial Public Offer (IPO) and Offer for Sale of 27,72,000 shares of Face Value of ₹ 10/- each at an issue price of ₹114/- (inclusive of Security premium of ₹104/-) per share. The equity shares of the company were allotted as on 30th March 2022 and the same were listed on NSE EMERGE w.e.f 4th April 2022. Details of the funds received from IPO and its utilization as on the balance sheet date is as given below –

| **Particulars** | **Amount ('000')** |
|---|---|
| IPO funds received against fresh equity shares (A) | 1,65,528 |
| Less: Offer related expenses | 5,000 |
| **Total(A)** | **1,60,528** |
| Expenditure for Technological upgradation | 18,695 |
| Retail Initiative (B2C Expansion Plan) | 35,256 |
| General Corporate Purposes | 28,020 |
| Issue expenses | 5,000 |
| **Total(B)** | **86,971** |
| **Net Un-utilized amount as at 31-03-2025 (A-B)** | **73,557** |

Net un-utilized balances of net proceeds from Initial Public Offer (IPO) and Offer for Sale (OFS) as at 31-03-2025 were temporarily invested in deposits with the scheduled Banks.

**39.** The Indian Parliament has approved the Code on Social Security, 2020 which would impact the contributions by the company towards Provident Fund and Gratuity. The Ministry of Labour and Employment has released draft rules for the Code on Social Security, 2020 on November 13, 2020, and has invited suggestions from stakeholders which are under active consideration by the Ministry. The Company will assess the impact and its evaluation once the subject rules are notified and will give appropriate impact in its financial statements in the period in which, the Code becomes effective and the related rules to determine the financial impact.

**40. Legal Proceedings**

The company has filed legal proceedings against Mr. Avinash Jha, the former director of the subsidiary company and its related proprietorship firm and associated entities, under the Bharatiya Nagarik Suraksha Sanhita, 2023, on grounds of alleged financial mismanagement and embezzlement. To support the subsidiary company during its financial crisis, the company extended financial assistance in the form of loans totalling ₹1 crore. Two loan agreements were executed for this purpose: the first for ₹30 lakhs dated 16.08.2024, and the second for ₹70 lakhs dated 04.10.2024.

**41. Additional Disclosures**

(i) The Company does not have any transactions with companies struck off under section 248 of the Companies Act, 2013 or section 560 of Companies Act, 1956.

(ii) The company do not have any Benami property, where any proceeding has been initiated or pending against the Group for holding any Benami property.

(iii) The company has not entered into arrangement and does not have any Scheme of Arrangement in terms of Section 230 to 237 of the Companies Act, 2013.

(iv) The company has not been declared as wilful defaulter by any bank financial institution or other lender.

(v) The Company has not surrendered or disclosed any transactions, previously unrecorded as income in the books of account, in the tax assessments under the Income Tax Act, 1961 as income during the year.

(vi) Where the company has complied with the number of layers prescribed under clause (87) of section 2 of the Act read with Companies (Restriction on number of Layers) Rules, 2017, the name and CIN of the companies beyond the specified layers and th e relationship/extent of holding of the company in such downstream companies.

(vii) The company has not traded or invested in Crypto currency or virtual currency during the financial year ended 31st March,2025.

(viii) The company does not have any charges or satisfaction yet to be registered with Registrar of Companies beyond the statutory period.

(ix) The Company have not advanced or loaned or invested funds to any other person(s) or entity(ies), including foreign entities (Intermediaries) with the understanding that the Intermediary shall:

(a) directly or indirectly lend or invest in other persons or entities identified in any manner whatsoever by or on behalf of the company (Ultimate Beneficiaries) or

(b) provide any guarantee, security or the like to or on behalf of the Ultimate Beneficiaries.

(x) The Company have not received any fund from any person(s) or entity(ies), including foreign entities (Funding Party) with the understanding (whether recorded in writing or otherwise) that the Group shall:

(a) directly or indirectly lend or invest in other persons or entities identified in any manner whatsoever by or on behalf of the Funding Party (Ultimate Beneficiaries) or

(b) provide any guarantee, security or the like on behalf of the Ultimate Beneficiaries.

(xi) The details of loans advanced by the company to promoters, directors, KMPs and other related party during the year are as follows:

**(₹ In '000 unless otherwise stated)**

| Type of Borrower | Amount of loan or advance in the nature of loan outstanding | Percentage of total loans and advances in nature of loan |
|---|---|---|
| Promoters | - | - |
| Directors | - | - |
| KMPs | - | - |
| Related Parties | - | - |
| :Propedge Valuations Private Limited (Subsidiary company)* | 10,000 | 100% |

*The Company has provided a loan of ₹10,000 thousands to its subsidiary company "Propedge Valuations Private Limited", for a maximum term of one year, at an interest rate of 10% per annum.

## 42. Events Occurring after Balance Sheet Date

The Company has evaluated all events or transactions that occurred after 31st March, 2025 up to the date of signing of the Audit Report. Based on this evaluation, the Company is not aware of any events or transactions that would require recognition or disclosure in the financial statements.

**For SINGHI CHUGH & KUMAR**
**Chartered Accountants**
**Firm Registration Number:-**
**013613N**

**For and on behalf of the Board of Directors of**
**P. E. Analytics Limited**

**Divesh Kalra**
**Partner**
**M. No.545589**
Place : New Delhi
Date : 20.05.2026

**Samir Jasuja**
**Managing Director**
**DIN : 01681776**
Place:
Date:

**Vaishali Jasuja**
**Director**
**DIN : 01681830**
Place:
Date:

**Dheeraj Kumar Tandon**
**Chief Financial Officer**
Place:
Date:

**Prachi Bansal**
**Company Secretary**
Place:
Date:



# Independent Auditor's Report

**To the members of P.E. Analytics Limited**

**Report on the Audit of the Consolidated Financial**

**Statements Opinion**

We have audited the accompanying consolidated financial statements of **P.E. Analytics Limited** ("the Holding Company") and its subsidiary and associate company (the Holding Company, its subsidiary and its associate company together referred to as "the Group") , which comprise the consolidated balance sheet as at March 31, 2026, the consolidated statement of profit and loss, the consolidated cash flow statement for the year then ended, Notes to the consolidated financial statements, a summary of the significant accounting policies and other explanatory information (hereinafter referred to as "the consolidated financial statements").

In our opinion and to the best of our information and according to the explanations given to us the aforesaid consolidated financial statements give the information required by the Act in the manner so required and give a true and fair view in conformity with the accounting principles generally accepted in India, of the consolidated state of affairs of the group as at March 31, 2026, its consolidated profit and its consolidated cash flows for the year ended on that date.

**Basis of Opinion**

We conducted our audit of the consolidated financial statements in accordance with the Standards on Auditing (SAs) specified under section 143(10) of the Act (SAs). Our responsibilities under those standards are further described in the Auditor's Responsibility for the Audit of the Consolidated Financial Statements section of our report. We are independent of the group in accordance with the Code of Ethics issued by the Institute of Chartered Accountants of India ("ICAI") together with the ethical requirements that are relevant to our audit of the consolidated financial statements under the provisions of the Act and the Rules made thereunder, and we have fulfilled our other ethical responsibilities in accordance with these requirements and the ICAI's code of Ethics .We believe that the audit evidence obtained by us is sufficient and appropriate to provide a basis for our audit opinion on the consolidated financial statements.

**Key Audit Matters**

Key Audit matters are those matters that, in our professional judgement, were of most significance in our audit of the consolidated financial statements of the current period. These matters were addressed in the context of our audit of the consolidated financial statements as a whole, and in forming our opinion thereon, and we do not provide a separate opinion on these matters.

**Emphasis of Matters**

We draw attention to Note 32 to the financial statements, which describes that the holding Company's promoter shareholding exceeded the permissible limit under Rule 19A of the Securities Contracts (Regulation) Rules, 1957, and that the Company is in the process of taking corrective steps to restore compliance within the timeline permitted under the said Rule. Our opinion is not modified in respect of this matter.

**Other Matter**

We draw attention to the fact that the accompanying Consolidated Financial Statements do not include the financial statements of Propequity Education Ventures Private Limited and Propequity Tech Ventures Private Limited, subsidiaries in which the Holding Company holds a 59% equity interest in each entity. These entities are under the process of strike-off, have not commenced business operations since their incorporation and no share capital has been infused into them. In our opinion, their non-consolidation does not have a material effect on the accompanying Consolidated Financial Statements. Our opinion is not modified in respect of this matter.

**Other Information**

The Holding Company's management and Board of Directors are responsible for the other information. The other information comprises the information included in the Group's annual report, but does not include the consolidated financial statements and our auditors' report thereon. The annual report is expected to be made available to us after the date of this auditors' report.

Our opinion on the consolidated financial statements does not cover the other information and we do not express any form of assurance conclusion thereon.

In connection with our audit of the consolidated financial statements, our responsibility is to read the other information identified above when it becomes available and, in doing so, consider whether the other information is materially inconsistent with the consolidated financial statements or our knowledge obtained in the audit or otherwise appears to be materially misstated.

When we read the annual report, if we conclude that there is a material misstatement therein, we are required to communicate the matter to those charged with governance and take necessary actions, as applicable under the relevant laws and regulations

**Responsibility of Management for the Audit of the Consolidated Financial Statements**

The Holding Company's Board of Directors is responsible for the matters stated in Section 134(5) of the Companies Act, 2013 ("the Act") with respect to the preparation and presentation of these consolidated financial statements that give a true and fair view of the consolidated financial position, consolidated financial performance and consolidated cash flows of the group in accordance with the accounting principles generally accepted in India, including the Accounting Standards specified under Section 133 of the Act, read with Rule 7 of the Companies (Accounts) Rules, 2014. This responsibility also includes maintenance of adequate accounting records in accordance with the provisions of the Act for safeguarding of the assets of the Group and for preventing and detecting frauds and other irregularities; selection and application of appropriate accounting policies; making judgments and estimates that are reasonable and prudent; and design, implementation and maintenance of adequate internal financial controls, that were operating effectively for

ensuring the accuracy and completeness of the accounting records, relevant to the preparation and presentation of the consolidated financial statements that give a true and fair view and are free from material misstatement, whether due to fraud or error.

In preparing the consolidated financial statements, management is responsible for assessing the group ability to continue as a going concern, disclosing, as applicable, matters related to going concern and using the going concern basis of accounting unless management either intends to liquidate the Company or to cease operations, or has no realistic alternative but to do so.

The board of directors are also responsible for overseeing the group financial reporting process.

**Auditor's responsibility for the Audit of the Consolidated Financial Statements**

Our objectives are to obtain reasonable assurance about whether the consolidated financial statements as a whole are free from material misstatement, whether due to fraud or error, and to issue an auditor's report that includes our opinion. Reasonable assurance is a high level of assurance, but is not a guarantee that an audit conducted in accordance with SAs will always detect a material misstatement when it exists. Misstatements can arise from fraud or error and are considered material if, individually or in the aggregate, they could reasonably be expected to influence the economic decisions of users taken on the basis of these consolidated financial statements.

As part of an audit in accordance with SAs, we exercise professional judgment and maintain professional skepticism throughout the audit. We also:

- Identify and assess the risks of material misstatement of the consolidated financial statements, whether due to fraud or error, design and perform audit procedures responsive to those risks, and obtain audit evidence that is sufficient and appropriate to provide a basis for our opinion. The risk of not detecting a material misstatement resulting from fraud is higher than for one resulting from error, as fraud may involve collusion, forgery, intentional omissions, misrepresentations, or the override of internal control.

- Obtain an understanding of internal control relevant to the audit in order to design audit procedures that are appropriate in the circumstances.

- Evaluate the appropriateness of accounting policies used and the reasonableness of accounting estimates and related disclosures made by management.

- Conclude on the appropriateness of management's use of the going concern basis of accounting and, based on the audit evidence obtained, whether a material uncertainty exists related to events or conditions that may cast significant doubt on the group ability to continue as a going concern. If we conclude that a material uncertainty exists, we are required to draw attention in our auditor's report to the related disclosures in the consolidated financial statements or, if such disclosures are inadequate, to modify our opinion. Our conclusions are based on the audit evidence obtained up to the date of our auditor's report. However, future events or conditions may cause the group to cease to continue as a going concern.

- Evaluate the overall presentation, structure and content of the consolidated financial statements, including the disclosures, and whether the consolidated financial statements represent the underlying transactions and events in a manner that achieves fair presentation.

- Obtain sufficient appropriate audit evidence regarding the financial information of the entities or business activities within the Group to express an opinion on the Consolidated Financial Statements. We are responsible for the direction, supervision and performance of the audit of the financial statements of such entities included in the Consolidated Financial Statements.

We communicate with those charged with governance regarding, among other matters, the planned scope and timing of the audit and significant audit findings, including any significant deficiencies in internal control that we identify during our audit.

We also provide those charged with governance with a statement that we have complied with relevant ethical requirements regarding independence, and to communicate with them all relationships and other matters that may reasonably be thought to bear on our independence, and where applicable, related safeguards.

Our opinion on the Consolidated Financial Statements, and our report on other legal and regulatory requirements, is not modified in respect of these matters.

**Report on other legal and regulatory requirements**

1. As required by the Companies (Auditor's Report) Order, 2020 ("the Order") issued by the Central Government of India in terms of sub-section (11) of section 143 of the Act, we give in the "**Annexure A**", a statement on the matters specified in paragraph 3 and 4 of the Order, to the extent applicable.

2. As required by section 143(3) of the Act, we report that:

   a) We have sought and obtained all the information and explanations which to the best of our knowledge and belief were necessary for the purposes of our audit.

   b) In our opinion proper books of account as required by law have been kept by the group so far as it appears from our examination of those books;

   c) The consolidated balance sheet, the consolidated statement of profit and loss, and the consolidated cash flow statement dealt with by this report are in agreement with the books of account;

   d) In our opinion, the aforesaid consolidated financial statements comply with the Accounting Standards specified under Section 133 of the Act, read with Rule 7 of the Companies (Accounts) Rules, 2014;

   e) On the basis of the written representations received from the directors as on March 31, 2026 taken on record by the Board of Directors, none of the directors is disqualified as on March 31, 2026 from being appointed as a director in terms of Section 164(2) of the Act;

f) With respect to the adequacy of the internal financial controls over financial reporting of the group and the operating effectiveness of such controls, refer to our separate Report in "**Annexure B".**

g) With respect to the other matters to be included in the Auditor's Report in accordance with Rule 11 of the Companies (Audit and Auditors) Rules, 2014, in our opinion and to the best of our information and according to the explanations given to us:

i. The group has been disclosed the all-pending litigations which would impact its financial position. Refer Note 37 Note to Accounts of the Consolidated Financial Statements.

ii. The group did not have any long-term contracts including derivative contracts for which there were any material foreseeable losses.

iii. There were no amounts which were required to be transferred to the Investor Education and Protection Fund by the Group.

iv. The management has represented that to the best of its knowledge and belief, other than as disclosed in the notes to accounts,

- no funds have been advanced or loaned or invested (either from borrowed funds or share premium or any other sources or kind of funds) by the group to or in any other person(s) or entities, including foreign entities ("Intermediaries"), with the understanding that the intermediary shall whether directly or indirectly lend or invest in other persons or entities identified in any manner by or on behalf of the group (Ultimate Beneficiaries) or provide any guarantee, security or the like on behalf of ultimate beneficiaries;
- no funds have been received by the group from any person(s) or entities including foreign entities ("Funding Parties") with the understanding that such group shall whether, directly or indirectly, lend or invest in other persons or entities identified in any manner whatsoever by or on behalf of the funding party (ultimate beneficiaries) or provide guarantee, security or the like on behalf of the Ultimate beneficiaries; and
- Based on the audit procedures performed, nothing has come to our notice that has caused us to believe that the above representations given by the management contain any material misstatement.

v. No dividend declared or paid during the year by the group during the year.

vi. With respect to matter to be included in Auditors' Report under Section 197(16) of the Act, as amended:
In our opinion and according to information and explanations given to us, the remuneration paid by the group to its directors during the current year is in accordance with the provisions of Section 197 of the Act. The remuneration paid to any of its directors is not in excess of the limit laid down under Section 197 of the Act.

vii. Based on our examination, which included test checks, the company has used accounting software for maintaining its books of account for the financial year ended March 31st, 2026 which has a feature of recording audit trail (edit log) facility and the same has operated throughout the year for all relevant transactions recorded in the software. Furthermore, based on written representations received from the management and our audit procedures, we did not find any instances of tampering with the audit trail features during the year. Additionally, the audit trail has been preserved by the company as per the statutory requirements for record retention

**For Singhi Chugh & Kumar**
**Chartered Accountants**
**FRN: 013613N**

**Divesh Kalra Partner**
**M. No. 545589**
**Place: New Delhi**
**Date: 20.05.2026**
**UDIN: 26545589LFITPO7994**

**Annexure 'A' to the Independent Auditors' report on the Consolidated financial statements of P.E. Analytics LIMITED for the year ended 31 March 2026**
**(Referred to in paragraph 1 under 'Report on Other Legal and Regulatory Requirements' section of our report of even date)**

As required by the Companies (Auditor's Report) Order, 2020 (the "Order" / "CARO") issued by the Central Government of India in terms of sub-section (11) of Section 143 of the Act, we state as under, for the year ended on 31st March, 2026:

According to information and explanations given to us, and based on the Auditor's Reports on the financial statements of the Company, its subsidiaries and associates as at and for the year ended 31st March, 2026 included in the Consolidated Financial Statements of the Group, we report in respect of those companies where audits have been completed under Section 143 of the Act, we have not reported any qualifications or adverse remarks.

**For Singhi Chugh &**
**Kumar Chartered**
**Accountants**
**FRN: 013613N**

**Divesh Kalra Partner**
**M. No. 545589**
**Place: New Delhi**
**Date: 20.05.2026**

**ANNEXURE B TO THE INDEPENDENT AUDITOR'S REPORT**

Report on the Internal Financial Controls Over Financial Reporting under Clause (i) of Sub-section 3 of Section 143 of the Companies Act, 2013 ("the Act").

We have audited the internal financial controls over financial reporting of P.E. Analytics Limited ("the Holding Company") as at March 31, 2026, in conjunction with our audit of the consolidated financial statements of the Holding Company for the year then ended.

Reporting under clause (i) of sub-section (3) of Section 143 of the Companies Act, 2013, regarding the adequacy and operating effectiveness of internal financial controls with reference to financial statements is not applicable to the following subsidiary companies incorporated in India, pursuant to the Ministry of Corporate Affairs Notification No. G.S.R. 583(E) dated June 13, 2017:

- Propedge Valuation Private Limited.
- Propequity Education Private Limited. (incorporated on 09.02.2026)
- Propequity Tech Private Limited. (incorporated on 07.02.2026)
- Woah Foundation. (incorporated on 31.10.2025)

**Management's Responsibility for Internal Financial Controls**

The Holding Company's management and Board of Directors of the Holding Company is responsible for establishing and maintaining internal financial controls based on the internal control over financial reporting criteria established by the Holding Company considering the essential components of internal control stated in the Guidance Note on Audit of Internal Financial Controls over Financial Reporting issued by the Institute of Chartered Accountants of India. These responsibilities include the design, implementation and maintenance of adequate internal financial controls that were operating effectively for ensuring the orderly and efficient conduct of its business, the safeguarding of its assets, the prevention and detection of frauds and errors, the accuracy and completeness of the accounting records, and the timely preparation of reliable financial information, as required under the Companies Act, 2013.

**Auditor's Responsibility**

Our responsibility is to express an opinion on the internal financial controls over financial reporting of the Holding Company based on our audit. We conducted our audit in accordance with the Guidance Note on Audit of Internal Financial Controls Over Financial Reporting (the "Guidance Note") issued by the Institute of Chartered Accountants of India and the Standards on Auditing prescribed under Section 143(10) of the Companies Act, 2013, to the extent applicable to an audit of internal financial controls. Those Standards and the Guidance Note require that we comply with ethical requirements and plan and perform the audit to obtain reasonable assurance about whether adequate internal financial controls over financial reporting was established and maintained and if such controls operated effectively in all material respects.

Our audit involves performing procedures to obtain audit evidence about the adequacy of the internal financial controls system over financial reporting and their operating effectiveness. Our audit of internal financial controls over financial reporting included obtaining an understanding of internal financial controls over financial reporting, assessing the risk that a material weakness exists, and testing and evaluating the design and operating effectiveness of internal control based on the assessed risk. The procedures selected depend on the auditor's judgment, including the assessment of the risks of material misstatement of the financial statements, whether due to fraud or error.

We believe that the audit evidence we have obtained is sufficient and appropriate to provide a basis for our audit opinion on the Holding Company's internal financial controls system over financial reporting.

**Meaning of Internal Financial Controls over Financial Reporting**

A Holding company's internal financial control over financial reporting is a process designed to provide reasonable assurance regarding the reliability of financial reporting and the preparation of financial statements for external purposes in accordance with generally accepted accounting principles.

A Holding company's internal financial control over financial reporting includes those policies and procedures that

(1) pertain to the maintenance of records that, in reasonable detail, accurately and fairly reflect the transactions and dispositions of the assets of the Holding company;

(2) provide reasonable assurance that transactions are recorded as necessary to permit preparation of

financial statements in accordance with generally accepted accounting principles, and that receipts and expenditures of the Holding company are being made only in accordance with authorisations of management and directors of the Holding company; and

(3)provide reasonable assurance regarding prevention or timely detection of unauthorised acquisition, use, or disposition of the Holding company's assets that could have a material effect on the financial statements.

**Inherent Limitations of Internal Financial Controls over Financial Reporting**

Because of the inherent limitations of internal financial controls over financial reporting, including the possibility of collusion or improper management override of controls, material misstatements due to error or fraud may occur and not be detected. Also, projections of any evaluation of the internal financial controls over financial reporting to future periods are subject to the risk that the internal financial control over financial reporting may become inadequate because of changes in conditions, or that the degree of compliance with the policies or procedures may deteriorate.

**Opinion**

In our opinion, to the best of our information and according to the explanations given to us, the Holding Company has, in all material respects, an adequate internal financial controls system over financial reporting and such internal financial controls over financial reporting were operating effectively as at March 31, 2026, based on the internal control over financial reporting criteria established by the Holding Company considering the essential components of internal control stated in the Guidance Note on Audit of Internal Financial Controls Over Financial Reporting issued by the Institute of Chartered of India.

**Divesh Kalra**
**Partner**
**M. No. 545589**
**Place: New Delhi**
**Date: 20.05.2026**

**For Singhi Chugh & Kumar**
**Chartered Accountants**
**FRN: 013613N**

**P. E. Analytics Limited**

Formerly known as P.E. Analytics Private Limited
CIN: U70102DL2008PLC172384
Consolidated Balance Sheet as at 31st March, 2026 (Amount in INR Thousands)

| Particulars | Note No. | As at 31 March, 2026 | As at 31 March, 2025 |
|---|---|---|---|
| **I. EQUITY AND LIABILITIES** | | | |
| | | | |
| (1) Shareholders' fund | | | |
| (a) Share capital | 4 | 1,04,821 | 1,04,821 |
| (b) Reserves and surplus | 5 | 9,47,927 | 7,90,938 |
| | | | |
| | | | |
| (c) Minority interest | | 11,170 | 11,273 |
| | | | |
| | | | |
| (2) Non current liabilities | | | |
| (a) Long term provisions | 6 | 16,585 | 15,032 |
| (b) Other Non-Current Liabilities | 7 | 227 | - |
| | | | |
| (3) Current liabilities | | | |
| (a) Trade Payables | 8 | - | - |
| (i) total outstanding dues of micro and small enterprises | | - | - |
| (ii) Total outstanding dues of creditors others than micro and small enterprises | | 2,985 | 3,376 |
| (b) Other current liabilities | 9 | 1,36,514 | 96,953 |
| (c) Short-term provisions | 10 | 1,469 | 1,603 |
| | | | |
| **TOTAL** | | **12,21,698** | **10,23,997** |
| | | | |
| **II. ASSETS** | | | |
| (4) Non current assets | | | |
| (a) Property, Plant & Equipment and Intangible assets | | | |
| (i) Property Plant and Equipment | 11 | 18,314 | 11,591 |
| (ii) Intangible assets | 12. a | 2,901 | 1,267 |
| (iii) Goodwill on Consolidation | 12. B | 169 | 169 |
| (b) Non-current Investment | 13 | 72,531 | 7,908 |
| (c) Deferred tax assets (net) | 14 | 6,767 | 5,784 |
| (d) Other non-current assets | 15 | 887 | 887 |
| | | | |
| (5) Current assets | | | |
| (a) Current investments | 16 | - | 35,404 |
| (b) Trade receivables | 17 | 69,187 | 66,274 |
| (c) Cash and cash equivalents | 18 | 9,61,740 | 8,22,883 |
| (d) Short-term loans and advances | 19 | 13,897 | 10,718 |
| (e) Other current assets | 20 | 75,304 | 61,111 |
| | | | |
| **TOTAL** | | **12,21,698** | **10,23,997** |
| | | | |
| Summary of significant accounting policies | 2 | | |
| The accompanying notes form an integral part of the consolidated financial statement. | | | |
| As per our report of even date | | | |
| | | | |
| For SINGHI CHUGH & KUMAR | For and on behalf of the board of directors of | | |
| Firm Regn. No. : 013613N | P. E. Analytics Limited | | |
| Chartered Accountants | | | |

For Singhi Chugh & Kumar
Chartered Accountants
FRN: 013613N

SD/-
Divesh Kalra (Partner)
Membership No.: 545589
Place: New Delhi
Date: 20-05-2026

For and on behalf of the board of directors of
P. E. Analytics Limited

SD/-
Samir Jasuja
Managing Director
DIN : 01681776

SD/-
Vaishali Jasuja
Director
DIN : 01681830

Dheeraj Kumar Tandon
Chief Financial Officer

Hritika Verma
Company Secretary

# P. E. Analytics Limited

Formerly known as P.E. Analytics Private Limited
CIN: U70102DL2008PLC172384
Consolidated Profit and Loss as at 31st March, 2026 (Amount in INR Thousands)

| | Particulars | Note No. | For the year ended 31 march 2026 | For the year ended 31 March, 2025 |
|---|---|---|---|---|
| I. | **Income** | | | |
| | Revenue from operations | 20 | 4,68,273 | 4,43,958 |
| | Other income | 21 | 70,163 | 62,944 |
| | Total income | | **5,38,436** | **5,06,902** |
| | | | | |
| II. | **Expenditure** | | | |
| | Employee benefits expense | 22 | 2,39,588 | 2,41,456 |
| | Depreciation and Amortization expense | 23 | 4,927 | 4,233 |
| | Other expenses | 24 | 84,105 | 82,009 |
| | **Total expenses** | | **3,28,620** | **3,27,698** |
| | | | | |
| III. | **Profit before exceptional and extraordinary items and tax** | | **2,09,817** | **1,79,204** |
| | Exceptional items | | | |
| | Prior period expenses | | **-** | **21** |
| IV. | Profit before tax | | **2,09,817** | **1,79,183** |
| V. | Tax expenses | | | |
| | -Current tax | 25 | 54,362 | 46,260 |
| | -Earlier years | | (295) | 599 |
| | -Deferred tax | | (983) | (503) |
| VI. | **Net Profit/Loss for the period** | | **1,56,734** | **1,32,827** |
| VII. | **Share of Minority Interest** | | **(173)** | **2,667** |
| VIII. | **Share of loss in Associate Company** | | **-** | **1,237** |
| XIII. | **Net Profit/Loss for the period after Minority Interest** | | **1,56,907** | **1,28,923** |
| XVI. | **Earning per equity share of face value of Rs.10 each** | | | |
| | Basic EPS | 26 | **14.95** | **11.14** |
| | Diluted EPS | | **14.95** | **11.14** |
| | Summary of significant accounting policies | 2 | | |
| | | | | |
| | The accompanying notes form an integral part of the consolidated financial statement. | | | |
| | | | | |
| | As per our report of even date | | | |

For Singhi Chugh & Kumar
Chartered Accountants
FRN: 013613N

SD/-
Divesh Kalra (Partner)
Membership No.: 545589
Place: New Delhi
Date: 20-05-2026

For and on behalf of the board of directors of
P. E. Analytics Limited

SD/-
Samir Jasuja
Managing Director
DIN : 01681776

SD/-
Vaishali Jasuja
Director
DIN : 01681830

Dheeraj Kumar Tandon
Chief Financial Officer

Hritika Verma
Company Secretary

# P. E. Analytics Limited

Formerly known as P.E. Analytics Private Limited
CIN: U70102DL2008PLC172384
Consolidated Cash Flow Statement as at 31st March, 2026 (Amount in INR Thousands)

| | Particulars | For the year ended 31st March, 2026 | For the year ended 31st March, 2025 |
|---|---|---|---|
| **A.** | **Cash flows from operating activities:** | | |
| | Profit/(Loss) before tax & extraordinary items | 2,09,817 | 1,79,183 |
| | | | |
| | Profit before tax | 2,09,817 | 1,79,183 |
| | Adjustment to reconcile profit before tax to net cash flows | | |
| | Depreciation and amortisation expense | 4,927 | 4,233 |
| | Dividend Income | (3,762) | (3,185) |
| | Provision for doubtful debts / (written back) | 3,182 | (954) |
| | Provision / (Reversal) for GST and TDS Liability | (186) | 1,177 |
| | Provision for Gratuity Created | 1,729 | 3,125 |
| | Gratuity Paid during the year | (125) | (348) |
| | Lease Equalisation Reserve | 227 | - |
| | Balance Written Off (Bad Debts) | 4,337 | 4,073 |
| | Amount Written Back | - | (18) |
| | Interest Received | (66,059) | (55,632) |
| | | | |
| | Operating profit before working capital changes | **1,54,087** | **1,31,653** |
| | Changes in working capital : | | |
| | Increase / (decrease) in trade payables | (391) | (720) |
| | Increase / (decrease) in other current liabilities | 39,560 | 15,500 |
| | (Increase) / decrease in trade receivables | (10,432) | (1,272) |
| | (Increase) / decrease in short term loan and advances | (1,609) | (2,649) |
| | (Increase) / decrease in other current assets | (14,193) | (1,206) |
| | | | |
| | Cash generated from /(used in) operations | **1,67,023** | **1,41,306** |
| | Net Tax (Paid) / Refund | (55,637) | (46,713) |
| | | | |
| | **Net cash flow from/ (used in) operating activities (A)** | **1,11,386** | **94,593** |
| | | | |
| **B.** | **Cash flows from investing activities** | | |
| | Purchase of Property, Plant & Equipment | (13,283) | (6,796) |
| | Investment in Associate Company | - | (1,155) |
| | Investment in Real Estate Investment Fund | (29,137) | (7,990) |
| | Interest received | 66,059 | 55,632 |
| | Dividend received | 3,762 | 3,185 |
| | | | |
| | **Net cash flow from/ (used in) investing activities (B)** | **27,401** | **42,876** |
| | | | |
| **C.** | **Cash flows from financing activities** | | |
| | Proceeds from Non-controlling Interest | 70 | - |
| | | | |
| | **Net cash flow from/ (used in) in financing activities (C)** | **70** | **-** |
| | | | |
| | **Net increase/(decrease) in cash and cash equivalents (A + B + C)** | **1,38,857** | **1,37,469** |
| | Cash and Cash Equivalents at the beginning of the year | 8,22,883 | 6,85,414 |
| | Cash and Cash Equivalents at the end of the year | **9,61,740** | **8,22,883** |

| | | | |
|---|---|---|---|
| | **Components of cash and cash equivalents** | | |
| | Cash on hand | - | - |
| | In current account | 68,584 | 50,321 |
| | **Other Bank Balances** | - | - |
| | -Deposits with remaining maturity for more than 3 months but less than or equal to 12 months from reporting date | 4,21,966 | 5,49,349 |
| | -Deposits with remaining maturity for more than 12 months from reporting date | 4,71,190 | 2,23,213 |
| | Total cash and cash equivalents | **9,61,740** | **8,22,883** |

*Refer Note 18 of Notes to accounts for components of cash and cash equipment's

Note: Figures in bracket reflects the cash outflows during the year

For Singhi Chugh & Kumar
Chartered Accountants
FRN: 013613N

SD/-
Divesh Kalra (Partner)
Membership No.: 545589
Place: New Delhi
Date: 20-05-2026

For and on behalf of the board of directors of
P. E. Analytics Limited

SD/-
Samir Jasuja
Managing Director
DIN : 01681776

SD/-
Vaishali Jasuja
Director
DIN : 01681830

Dheeraj Kumar Tandon
Chief Financial Officer

Hritika Verma
Company Secretary



# Notes to Consolidated Financial Statements

**1. Corporate information**

P.E Analytics Limited (the Holding Company) and their subsidiary companies are domiciled in India and incorporated under the provisions of the Companies Act, 2013.

The subsidiary Companies considered in the Consolidated Financial Statements are: -

| S.No. | Name of the company | Country of Incorporation | Percentage of Holding |
|---|---|---|---|
| | | | Current Year |
| 1 | Propedge Valuations Private Limited (w.e.f. 6th January, 2022) | India | 80% |
| 2 | PropEquity Tech Private Limited (w.e.f. 7th February, 2026) | India | 65% |
| 3 | PropEquity Education Private Limited (w.e.f. 9th February, 2026) | India | 65% |
| 4 | Woah Foundation (w.e.f. 31st October, 2025) | India | 100% |

**2. Principles of Consolidation**

The consolidated financial statements include the P.E Analytics Limited, the Holding Company and its majority owned subsidiaries. (hereinafter collectively referred to as the "Group" or "Company").

TheConsolidation of accounts of the Company with its subsidiary has been prepared in accordance with Accounting Standard(AS) 21 'Consolidated Financial Statements'. The financial statements of the parent and its subsidiary are combined on aline by line basis and intra group balances, intra group transactions and unrealized profits or losses are fully eliminated.

In the consolidated financial statements, 'Goodwill' represents the excess of the cost to the Company of its investment inthe subsidiary over its share of Equity/Net Assets, at the respective dates on which the investments are made. Minority interest in net income of the consolidated subsidiaries is adjusted against the income of the group in order to arrive at thenet income attributable to shareholders of the Company.

In the preparation of these Consolidated Financial Statements, **Propequity Education Ventures Private Limited** (with effect from 2 December 2025) and **Propequity Tech Ventures Private Limited** (with effect from 13 October 2025), in which the Company holds a **59% equity interest** in each entity, have not been consolidated. These entities are currently under the process of strike-off and have not commenced any business operations. Further, no share capital has been infused into these entities. Management has assessed these entities to be **immaterial** to the Group. Accordingly, their non-consolidation does not have a material impact on the true and fair view of the Consolidated Financial Statements or on the financial position, financial performance, or cash flows of the Group.

**Investment in Associate:**

The Company accounts for its investment in associate in the consolidated financial statements using the **equity method** as per Accounting Standard (AS) 23 – *Accounting for Investments in Associates in Consolidated Financial Statements*.

An associate is an entity in which the Group has significant influence, but not control, generally presumed when the Group holds **20% or more** of the voting power.

Under the equity method, the investment in an associate is initially recorded at cost and adjusted thereafter for the Group's share of the post-acquisition profits or losses of the associate. The Group's share of the associate's profits or losses is recognized in the consolidated profit and loss account.

The consolidated financial statements include the investment made in" Propequity Middle East", a limited liability company in the UAE, in which "P.E. Analytics Limited" with 3 more promotors subscribed 25% of

the share capital in the form of 50 shares of AED 1,000 each at the exchange rate of 1 AED = ₹ 23.10/- on the date of investment, the total investment payable amounts to ₹ 1,155 thousands. The said associate company has been closed/dissolved during the year, and no amounts have been recovered. Accordingly, the entire investment has been written off during the current financial year.

The Consolidated Financial Statements do not include **Propequity AI Pte. Ltd., Singapore**, incorporated on **26 September 2025**. As at **31 March 2026**, the share capital had not been remitted, the entity had not commenced business operations, and no significant assets, liabilities, income, or expenses existed. The Overseas Direct Investment (ODI) in respect of the said entity was made subsequently in **April 2026**. The Management has assessed the entity to be **immaterial** to the Group as at **31 March 2026**. Accordingly, the entity has not been considered for consolidation, as its non-consolidation does not have a material impact on the true and fair view of the Consolidated Financial Statements or on the financial position, financial performance, or cash flows of the Group.

**3. Basis of preparation**

The financial statements of the Group have been prepared in accordance with the generally accepted accounting principles in India (Indian GAAP). The group has prepared these financial statements to comply in all material respects with the accounting standards notified under section 133 of the Companies Act 2013 read together with the Companies (Accounting Standards) Amendment Rules, 2006 (as amended from time to time). The financial statements have been prepared on an accrual basis and under the historical cost convention as per Schedule III, Division I of the Companies Act, 2013.

**1. Summary of significant accounting policies**

**a. Use of estimates**

The preparation of financial statements in conformity with Indian GAAP requires the management to make judgments, estimates and assumptions that affect the reported amounts of revenues, expenses, assets and liabilities and the disclosure of contingent liabilities, at the end of the reporting period.

Although these estimates are based on the management's best knowledge of current events and actions, uncertainty about these assumptions and estimates couldresult in the outcomes requiring a material adjustment to the carrying amounts of assets or liabilities in future periods.

**b. Functional and Presentation Currency**

These financial statements are presented in in Indian Rupees (₹), the company's functional currency. All financial information presented in Indian Rupee has been rounded off to the nearest thousands as per the requirement of Schedule III of "the Act" unless otherwise stated.

**c. Current and Non-Current Classification**

All assets and liabilities are classified into current and non-current.

***Assets***

An asset is classified as current when it satisfies any of the following criteria:

-It is expected to be realized in, or is intended for sale or consumption in, the Company's normal operating cycle;

-It is held primarily for the purpose of being traded;

-It is expected to be realized within 12 months after the reporting date; or

-It is cash or cash equivalent unless it is restricted from being exchanged or used to settle a liability for at least 12 months after the reporting date.

-Current assets include the current portion of non-current financial assets. All other assets are classified as non- current.

***Liabilities***

A liability is classified as current when it satisfies any of the following criteria:

-It is expected to be settled in the Company's normal operating cycle;

-It is due to be settled within 12 months after the reporting date; or

-The Company does not have an unconditional right to defer settlement of the liability for at least 12 months after the reporting date.

-Current liabilities include the current portion of non-current financial liabilities. All other liabilities are classified as non-current.

**d. Operating Cycle**

Operating cycle is the time between the acquisition of assets for processing and their realisation in cash and cash equivalents. Based on the above definition and nature of business, the company has ascertained its operating cycle as less than 12 months for the purpose of current/ non-current classification of assets and liabilities.

**e. Property, Plant and Equipment**

Property, plant and equipment (PPE) are stated at cost, net of accumulated depreciation and accumulated impairment losses, if any. The cost comprises purchase price, borrowing costs if capitalization criteria are met and directly attributable cost of bringing the asset to its working condition for the intended use. Any trade discounts and rebates are deducted in arriving at the purchase price.

Subsequent expenditure related to an item of PPE is added to its book value only if it increases the future benefits from theexisting asset beyond its previously assessed standard of performance. All other expenses on existing fixed assets, includingday-to-day repair and maintenance expenditure and cost of replacing parts, are charged to the statement of profit and loss for the period during which such expenses are incurred.

Gains or losses arising from de recognition of property, plant and equipment are measured as the difference between thenet disposal proceeds and the carrying amount of the asset and are recognized in the statement of profit and loss when theasset is derecognized.

**f. Depreciation on property, plant and equipment**

Depreciation on property, plant and equipment is calculated on a straight-line basis using the rates arrived at, based on theuseful lives estimated by the management.

The identified components are depreciated separately over their useful lives; the remaining components are depreciated over the life of the principal asset. The Group has used the following rates to provide depreciation on its property, plant and equipment.

| Description | Estimated Useful Life |
|---|---|
| Server and Network | 6 Years |
| Computer | 3 Years |
| Office Equipment | 5 Years |
| Vehicles | 8 Years |
| Furniture and fixtures | 10 years |

**g. Intangible Assets**

Intangible assets acquired separately are measured on initial recognition at cost. Following initial recognition, intangible assets are carried at cost less accumulated amortization and accumulated impairment losses, if any. Internally generated intangible assets, excluding capitalized development costs, are not capitalized and expenditure is reflected in the statementof profit and loss in the year in which the expenditure is incurred.

Intangible assets are amortized on a straight-line basis over the estimated useful economic life. The Group uses a rebuttable presumption that the useful life of an intangible asset will not exceed ten years from the date when the asset isavailable for use. If the persuasive evidence exists to the affect that useful life of an intangible asset exceeds ten years, theCompany amortizes the intangible asset over the best estimate of its useful life. Such intangible assets and intangible assetsnot yet available for use are tested for impairment annually, either individually or at the cash-generating unit level. All other intangible assets are assessed for impairment whenever there is an indication that the intangible asset may be impaired.

The amortization period and the amortization method are reviewed at least at each financial year end. If the expected useful life of the asset is significantly different from previous estimates, the amortization period is changed accordingly.

If there has been a significant change in the expected pattern of economic benefits from the asset, the amortization method is changed to reflect the changed pattern. Such changes are accounted for in accordance with AS 5- "Net Profit orLoss for the Period, Prior Period Items and Changes in Accounting Policies".

Gains or losses arising from DE recognition of an intangible asset are measured as the difference between the net disposalproceeds and the carrying amount of the asset and are recognized in the statement of profit and loss when the asset is derecognized.
Based on internal assessment and evaluation carried out, the management believes that there is no salvage value left afterdepreciating the intangible assets over its useful life.

Computer Software (Intangible Assets) is depreciated over lower of 3 years or useful life.

**h. Impairment of Assets**

The Management periodically assesses using, external and internal sources, whether there is an indication that an asset may be impaired. An impairment loss is recognized wherever the carrying value of an asset exceeds its recoverable amount. An impairment loss for an asset is reversed if, and only if, the reversal can be related objectively to an event occurring after the impairment loss was recognized. The carrying amount of an asset is increased to its revised recoverableamount upto the carrying amount that would have been determined (net of any accumulated amortization or depreciation) had no impairment loss been recognized for the asset in prior years

**i. Leases**

*Where the Group is the lessee*

Leases, where the lessor effectively retains substantially all the risks and benefits of ownership of the leased item, are classified as operating leases. Operating lease payments are recognized as an expense in the statement of profit and loss ona straight-line basis over the lease term.

**j. Investments**

Investments, which are readily realizable and intended to be held for not more than one year from the date on which suchinvestments are made, are classified as current investments. All other investments are classified as long-term investments.

On initial recognition, all investments are measured at cost. The cost comprises purchase price and directly attributable acquisition charges such as brokerage, fees and duties. Current investments (other than Investments in Mutual Funds) arecarried in the financial statements at lower of cost and fair value determined on an individual investment basis. Current Investments in Mutual Funds are carried at NAV

as on last date of the financial year. Long-term investments are carried atcost. However, provision for diminution in value is made to recognize a decline other than temporary in the value of the investments.

On disposal of an investment, the difference between its carrying amount and net disposal proceeds is charged or creditedto the statement of profit and loss.

**k. Borrowing costs**

Borrowing cost includes interest and amortization of ancillary costs incurred in connection with the arrangement of borrowings.

Borrowing costs directly attributable to the acquisition, construction or production of an asset that necessarily takes a substantial period to get ready for its intended use or sale are capitalized as part of the cost of the respective asset. All other borrowing costs are expensed in the period they occur.

**l. Cash and Cash Equivalents**

In cash flow statement, cash and cash equivalents include cash in hand, short- term highly liquid investment with original maturities of less than 12 months and demand deposits with original maturities of more than 12 months.

**m. Revenue Recognition**

Revenue is recognized to the extent that it is probable that the economic benefits will flow to the group and the revenuecan be reliably measured. The following specific recognition criteria must also be met before revenue is recognised: -

**Income from Services**

Revenue from website subscription services are recognised pro-rata over the period of the contract as and when servicesare rendered and in accordance with the terms of the contracts. Valuation business

Revenue from fixed-price, fixed-timeframe contracts, where there is no uncertainty as to measurement or collectability of consideration, is recognized based upon the percentage-of-completion. When there is uncertainty as to measurement or ultimate collectability, revenue recognition is postponed until such uncertainty is resolved. Cost and earnings in excess ofbillings are classified as unbilled revenue while billing in excess of cost and earnings is classified as unearned revenue. Provision for estimated losses, if any, on uncompleted contracts are recorded in the period in which such losses becomeprobable based on the current estimates.

**Dividends**

Dividend income is recognized when the Group's right to receive dividend is established by the reporting date.

**n. Foreign currency transactions**

(i) Initial Recognition

Foreign currency transactions are recorded in the reporting currency, by applying to the foreign currency amount the exchange rate between the reporting currency and the foreign currency at the date of the transaction.

(ii) Conversion

Foreign currency monetary items are retranslated using the exchange rate prevailing at the reporting date. Non-monetaryitems, which are measured in terms of historical cost denominated in a foreign currency, are reported using the exchangerate at the date of the transaction. Non-monetary items, which are measured at fair value or other similar valuation denominated in a foreign currency, are translated using the exchange rate at the date when such value was determined.

(iii) Exchange Differences

Exchange differences arising on the settlement of monetary items or on reporting monetary items of the group at rates different from those at which they were initially recorded during the period, or reported in previous financial statements,are recognized as income or as expense in the period in which they arise.

**o. Retirement and other employee Benefits**

Retirement benefit in the form of provident fund is a defined contribution scheme. The contributions to the provident fund are charged to the statement of profit and loss for the year when the contributions are due. The Group has no obligation, other than the contribution payable to the provident fund.

The Group operates a defined benefit plan for its employees, viz., gratuity. The cost of providing benefits under this planis determined on the basis of actuarial valuation at each year-end. Actuarial valuation is carried out for the plan using theprojected unit credit method. Actuarial gains and losses for the defined benefit plan are recognized in full in the period inwhich they occur in the statement of profit and loss.

The Group has a policy on leave which are non-accumulating in nature from this financial year, so there is no contractualliability is payable in respect of other employee benefits like leave encashment.

**p. Income Taxes**

Tax expense comprises current and deferred tax. Current income-tax is measured at the amount expected to be paid to the tax authorities in accordance with the Income-tax Act, 1961 enacted in India. The tax rates and tax laws used to compute the amount are those that are enacted or substantively enacted, at the reporting date.

Deferred income taxes reflect the impact of timing differences between taxable income and accounting income originating during the current year and reversal of timing differences for the earlier years. Deferred tax is measured usingthe tax rates and the tax laws enacted or substantively enacted at the reporting date.

Deferred tax liabilities are recognized for all taxable timing differences. Deferred tax assets are recognized for deductibletiming differences only to the extent that there is reasonable certainty that sufficient future taxable income will be available against which such deferred tax assets can be realized. In situations where the Group has unabsorbeddepreciation or carry forward tax losses, all deferred tax assets are recognized only if there is virtual certainty supportedby convincing evidence that they can be realized against future taxable profits

At each reporting date, the Group re-assesses unrecognized deferred tax assets. It recognizes unrecognized deferred taxasset to the extent that it has become reasonably certain or virtually certain, as the case may be, that sufficient future taxable income will be available against which such deferred tax assets can be realized.

Deferred tax assets and deferred tax liabilities are offset, if a legally enforceable right exists to set-off current tax assets against current tax liabilities and the deferred tax assets and deferred taxes relate to the same taxable entity and the same taxation authority.

**q. Earnings Per Share**

Basic earnings per share is calculated by dividing the net profit or loss for the period attributable to equity shareholders by the weighted average number of equity shares outstanding during the period. Earnings considered in ascertaining the Group's earnings per share is the net profit for the period after deducting preference dividends and any attributable tax thereto for the period. The weighted average number of equity shares outstanding during the period and for all periods presented is adjusted for events, such as bonus shares, other than the conversion of potential equity shares, that have changed the number of equity shares outstanding, without a corresponding change in resources.

For the purpose of calculating diluted earnings per share, the net profit or loss for the period attributable to equity shareholders and the weighted average number of shares outstanding during the period are adjusted for the effects of alldilutive potential equity shares.

**r. Provisions, Contingent Liabilities and Contingent Assets**

***Provisions:***
A provision is recognized when an enterprise has a present obligation as a result of past event and it is probable that an outflow of resources will be required to settle the obligation, in respect of which a reliable estimate can be made. Provisions are not discounted to their present values and are determined based on management estimates of the obligation required to settle at the Balance Sheet date. These are reviewed at each Balance Sheet date and adjusted to reflect the current management estimates.

***Contingent Liabilities:***
Contingent liabilities are disclosed in respect of possible obligations that have arisen from past events and the existence of which will be confirmed only by the occurrence or non-occurrence of future events not wholly within the control of the Company. When there is an obligation in respect of which the likelihood of outflow of resources is remote, no provision or disclosure is made.

***Contingent assets:***
Contingent assets are not disclosed in the financial statement unless an inflow of economic benefit is probable.

**s. Cash flow Statement**

Cash flow is reported using the indirect method, whereby profit / (loss) before tax is adjusted for the effects of non-cashnature and any deferrals or accruals of past or future cash receipts or payments. The cash flows from operating, investingand financing activities of the Group are segregated based on the available information.

# P. E. Analytics Limited

**(Formerly known as P.E. Analytics Private Limited)**

**CIN: L70102DL2008PLC172384**

**Notes to the Consolidated financial statements as at 31st March 2026**

**(₹ in '000 unless otherwise stated)**

**Note 4 - Share Capital**

| 4(a) Particulars | As at 31st March, 2026 | As at 31st March, 2025 |
|---|---|---|
| **Authorized shares capital (Nos.)** | | |
| 1,10,00,000 equity shares of ₹ 10/- each<br>(Previous year 1,10,00,000 equity shares of ₹ 10/- each) | 110,000 | 110,000 |
| | **110,000** | **110,000** |
| **Issued, subscribed and fully paid-up shares (Nos.)** | | |
| 1,04,82,104 equity shares of ₹ 10/- each<br>(Previous year 1,04,82,104 equity shares of ₹ 10/- each) | 104,821 | 104,821 |
| **Total issued, subscribed and fully paid-up share capital** | **104,821** | **104,821** |

**a. Reconciliation of the number of shares outstanding at the beginning and at the end of the reporting period**

| Equity shares | As at 31st March, 2026 | | As at 31st March, 2025 | |
|---|---|---|---|---|
| | Nos. | ₹ | Nos. | ₹ |
| At the beginning of the year | 10,482,104 | 104,821 | 10,482,104 | 104,821 |
| Add: issued during the year | | | | |
| **Outstanding at the end of the year** | **10,482,104** | **104,821** | **10,482,104** | **104,821** |

**b. Terms/rights attached to equity shares**

The Group has only one class of equity shares having a par value of ₹ 10 per share. Each holder of equity shares is entitled to one vote per share. The distribution will be in proportion to the number of equity shares held by the shareholders.

In the event of liquidation of the Group, the holders of equity shares would be entitled to receive remaining assets of the Group, after distribution of all the preferential amounts.

The dividend proposed by the Board of Directors is subject to the approval of the shareholders in the ensuring Annual General Meeting except in case of interim dividend.

**c. Details of shareholders holding more than 5% shares in the Company**

| | 30-Mar-26 | | 31-Mar-25 | |
|---|---|---|---|---|
| **Name of the Shareholders** | **Nos.** | **% holding** | **Nos.** | **% holding** |
| **Equity shares of ₹10 each fully paid** | | | | |
| Samir Jasuja | **7,861,628** | **75.00%** | **7,035,428** | **69.01%** |

As per records of the company, including its register of shareholders/members, the above shareholding represents legal ownership of shares.

**d. Promoters Shareholdings**

| Shares held by promoters at the end of the year<br>Promoter Name | 31st March 2026 | | | 31st March, 2025 | | |
|---|---|---|---|---|---|---|
| | No of Shares | % of Total Shares | % Change during the year | No of Shares | % of Total Shares | % Change during the year |
| Samir Jasuja | 7,861,628 | 75.00% | 11.74% | 7,035,428 | 67.12% | -2.74% |
| Vaishali Jasuja | 271 | 0.0026% | 0.00% | 271 | 0.0026% | 0.00% |

**e. Aggregate number and class of shares alloted as fully paid up by way of bonus shares for the period of five Years immediately preceding the balance sheet date:**

| Particulars | Number of shares |
|---|---|
| - For the Year ended 31st March, 2026 | - |
| - For the Year ended 31st March, 2025 | - |
| - For the Year ended 31st March, 2024 | |
| - For the Year ended 31st March, 2023 | - |
| - For the Year ended 31st March, 2022 | 8,646,480 |

In the year ended 31st March, 2022, the Company had issued bonus shares to the existing equity shareholders by issuing 86,46,480 equity shares of ₹ 10 each in the ratio of 270:1 i.e. ( two hundred seventy bonus equity shares for every one share held) as on 1st February 2022.

# P. E. Analytics Limited

(Formerly known as P.E. Analytics Private Limited)

CIN: L70102DL2008PLC172384

Notes to the Consolidated financial statements as at 31st March 2026

(₹ in '000 unless otherwise stated)

| Particulars | As at 31st March 2026 | As at 31st March, 2025 |
|---|---|---|
| **Note-5 Reserves and surplus** | | |
| **(a) Securities premium account** | | |
| Balance as per last financial statements | 190,766 | 190,766 |
| **Closing balance** | **190,766** | **190,766** |
| **(b) Surplus in the statement of profit and loss** | | |
| Balance as per last financial statements | 600,172 | 471,249 |
| Reversal of excess share of loss in associate | 82 | - |
| Add:- Profit for the year | 156,907 | 128,923 |
| **Net Surplus in the statement of profit and loss** | **757,161** | **600,172** |
| **Total Reserves and surplus(a+b)** | **947,927** | **790,938** |
| **Note-6 Long-term provisions** | | |
| **Provision for employee benefits:** | | |
| Gratuity (Note 29) | 16,585 | 15,032 |
| | **16,585** | **15,032** |
| **Note-7 Other Non Current Liabilities** | | |
| Lease Equalisation Reserve | 227 | - |
| | **227** | **-** |
| **Note-8 Trade Payables** | | |
| (i) Total outstanding dues to Micro and Small Enterprises | - | - |
| (ii) Total outstanding dues of creditors other than micro and small enterprises | 2,985 | 3,376 |
| | **2,985** | **3,376** |

**8.1 Micro, Small and Medium Enterprises**

The company has received intimation from its suppliers regarding their Status as Micro, Small and Medium Enterprise (MSME). The auditor has relied upon the management for identification for MSME. There are no overdue amounts as on 31st March 2026 payables to suppliers registered under Micro and Small Enterprises Development Act, 2006 ('MSMED Act'). The disclosures pursuant to the said MSMED Act are as follows:-

| Particulars | 31st March 2026 | 31st March 2025 |
|---|---|---|
| a) Principal amount and the Interest due thereon remaining unpaid to any supplier at the end of each accounting year | - | - |
| - Principal Amount | - | - |
| - Interest Amount | - | - |
| b) The amount of interest paid by the buyer in terms of section 16 of the Micro, Small and Medium Enterprises Development Act, 2006, along with the amount of the payment made to the supplier beyond the appointed day during each accounting year. | - | - |
| c) Amount of interest due and payable for the period of delay in making payment (where principle has been paid but interest specified under MSMED Act, 2006 not paid). | - | - |
| d) The amount of interest accrued and remaining unpaid at the end of each accounting year. | - | - |
| e) The amount of further interest remaining due and payable even in the succeeding years, until such date when the interest dues above are actually paid to the small enterprise, for the purpose of disallowance of a deductible expenditure under section 23 of the MSMED Act, 2006. | - | - |

**8.2 Trade Payables ageing schedule**

| Outstanding for following periods from due date of payment(includes not due) | | | | | |
|---|---|---|---|---|---|
| Particulars | Less than 1 Year | 1-2 Years | 2-3 years | More than 3 Years | Total |
| MSME | - | - | - | - | - |
| *(last year figures)* | - | - | - | - | - |
| Others | 2,985 | - | - | - | **2,985** |
| *(last year figures)* | *4,097* | - | - | - | ***4,097*** |
| Disputed dues – MSME | - | - | - | - | - |
| *(last year figures)* | - | - | - | - | - |
| Disputed dues - Others | - | - | - | - | - |
| *(last year figures)* | - | - | - | - | - |

*(Previous Year figures in Italic)*

# P. E. Analytics Limited
(Formerly known as P.E. Analytics Private Limited)
CIN: L70102DL2008PLC172384
Notes to the Consolidated financial statements as at 31st March 2026

(₹ in '000 unless otherwise stated)

| Particulars | As at 31st March 2026 | As at 31st March, 2025 |
|---|---|---|
| **Note-9 Other current liabilities** | | |
| Expenses Payable | 12,489 | 11,927 |
| Unearned revenue | 92,507 | 68,620 |
| Statutory dues payable* | 10,886 | 7,117 |
| Salary Payable | 18,004 | 7,480 |
| Advance from Customers | 2,628 | 1,809 |
| | **136,514** | **96,953** |

*Statutory dues payable includes Goods & Services Tax, Tax Deducted at Source, Professional Tax, Provident Fund, Employee state insurance and Haryana & Maharashtra Labour Welfare Fund.

| | | |
|---|---|---|
| **Note-10 Short Term Provisions** | | |
| **Provision for employee benefits :** | | |
| Gratuity (Note 31) | 328 | 277 |
| Provision for GST Penalty* | 150 | 150 |
| Provision for TDS Demand** | 296 | 482 |
| Provision for GST Liability*** | 695 | 695 |
| | **1,469** | **1,603** |

*A Provision of ₹ 150 thousands/- has been related to general penalty for late filing of GSTR- 9C Return for the FY 2021-22.
*A provision of ₹ 296 thousand (₹ 482 thousand) has been recognized for TDS demands pertaining to the financial years 2022–23 and 2023–24, as reflected on the TRACES portal.
**A provision of ₹ 695 thousand has been recognized towards GST liability arising from credit note reversals pertaining to the financial years
2022–23 and 2023–24.

(₹ in '000 unless otherwise stated)

**Particulars**

**Note 11 - Property, Plant and Equipments**

| Particulars | Lease Hold Improvements | Computers | Server | Office Equipments | Vehicles | Total |
|---|---|---|---|---|---|---|
| **Gross Block** | | | | | | |
| **At 1st April, 2024** | 51 | 19,548 | 8,766 | 2,100 | - | 30,465 |
| Additions | - | 1,923 | - | 443 | 3,566 | 5,933 |
| Disposals/ Adjustments | - | - | | - | - | - |
| **At 31st March, 2025** | **51** | **21,471** | **8,766** | **2,544** | **3,566** | **36,398** |
| Additions | - | 3,865 | 3,965 | 897 | 1,970 | 10,697 |
| Disposals/ Adjustments | - | - | - | - | - | - |
| **At 31st March, 2026** | **51** | **25,336** | **12,731** | **3,441** | **5,536** | **47,095** |
| **Depreciation** | | | | | | |
| **At 1st April, 2024** | 51 | 14,432 | 5,318 | 1,538 | - | 21,340 |
| Charge for the year | - | 2,412 | 869 | 145 | 41 | 3,467 |
| Earlier year Adjustment | - | - | - | - | - | - |
| Disposals/ Adjustments | - | - | - | | - | - |
| **At 31st March, 2025** | **51** | **16,845** | **6,188** | **1,684** | **41** | **24,807** |
| Charge for the year | - | 2,590 | 692 | 269 | 424 | 3,974 |
| Earlier year Adjustment | - | - | - | - | - | - |
| Disposals/ Adjustments | - | - | - | - | - | - |
| **At 31st March, 2026** | **51** | **19,434** | **6,879** | **1,953** | **464** | **28,782** |
| **Net Block** | | | | | | |
| **At 31st March, 2025** | - | 4,626 | 2,579 | 860 | 3,526 | 11,591 |
| **At 31st March, 2026** | **-** | **5,902** | **5,851** | **1,489** | **5,072** | **18,314** |

**Note-12 Intangible Assets**

| **Gross Block** | **Computer Softwares** |
|---|---|
| **At 1st April, 2024** | 15,829 |
| Additions | 863 |
| Disposals/ Adjustments | - |
| **At 31st March, 2025** | **16,692** |
| Additions | 2,586 |
| Disposals/ Adjustments | - |
| **At 31st March, 2026** | **19,278** |
| **Depreciation** | |
| **At 1st April, 2024** | 14,659 |
| Charge for the year | 765 |
| **At 31st March, 2025** | **15,425** |
| Charge for the year | 952 |
| Disposals/ Adjustments | - |
| **At 31st March, 2026** | **16,377** |
| **Net Block** | |
| **At 31st March, 2025** | **1,267** |
| **At 31st March, 2026** | **2,901** |
| **12(b)** Goodwill on consolidation | |
| Goodwill* | 169 |
| | **169** |

*The Holding Company acquired 80% of the equity share capital of Propedge Valuations Private Limited, becoming its partially owned subsidiary.
Goodwill arising on consolidation represents the excess of cost of investment in the subsidiary over the Parent's share in the equity of the subsidiary as at the date of acquisition. Goodwill is not amortised but is tested for impairment at each balance sheet date in accordance with AS 28 — Impairment of Assets. Based on management's assessment, there is no impairment in the carrying value of goodwill as at 31st March 2026

# P. E. Analytics Limited

**(Formerly known as P.E. Analytics Private Limited)**

**CIN: L70102DL2008PLC172384**

**Notes to the Consolidated financial statements as at 31st March 2026**

**(₹ in '000 unless otherwise stated)**

| Particulars | As at 31st March 2026 | As at 31st March, 2025 |
|---|---|---|
| **Note-13 Non-Current Investment** | | |
| **Investment in Equity Shares (Unquoted)** | | |
| **Associate Company** | | |
| Investment in Propequity Middle East LLC* | - | **1,155** |
| ( 50 Equity shares of AED 1000/- each ( 1 AED = ₹ 23.10/- ) ) | | |
| Less: Share of Loss in Associate Company | - | **1,237** |
| | **-** | **(82)** |
| **Investment in Funds** | | |
| Investment in Real Estate Investment Funds** | 37,127 | 7,990 |
| **Investment in Shares (Quoted)** | | |
| **(valued at lower of cost and fair value, unless stated otherwise)** | | |
| Hind Petro 94500 shares of ₹ 122.7184 each* (Equity shares of F.V. ₹ 10 each, fully paid up) | 11,597 | - |
| IOC 39000 Shares of ₹ 76.7942 each (Equity shares of F.V. ₹ 10 each, fully paid up) | 1,997 | - |
| ITC 110000 shares of ₹ 173.5810 each** (Equity shares of F.V. ₹ 1 each, fully paid up) | 19,094 | - |
| ONGC 35000 shares of ₹ 77.6146 each (Equity shares of F.V. ₹ 5 each, fully paid up) | 2,717 | - |
| | 35,404 | - |
| **Total Non Current Investment** | **72,531** | **7,908** |

**Refer Note of Current Investment regarding the reclassification of Current Investment*

(Aggregate fair value of Investment in shares as on 31-03-2026 ₹ 77076 thousands /- (as on 31-03-2025 ₹ 90,596 thousands/-), Hence Investment in shares are valued at original cost in Balance sheet.)

* Number of Hind Petro shares has been increased due to issue of bonus shares by HPCL during the year in ratio of 1:2, so the number of shares has been increased to 94,500 shares from 63,000 shares.

** Number of ITC shares has been increased due to issue of bonus shares by ITC during the year in ratio of 1:10, so the number of shares has been increased to 110,000 shares from 100,000 shares.

*"P.E. Analytics Limited" with 3 more promotors incorporated "PropEquity Middle East," a limited liability company in the UAE, and P.E. Analytics Limited subscribed 25% of the share capital in the form of 50 shares of AED 1,000 each at the exchange rate of 1 AED = ₹ 23.10/- on the date of investment, the total investment payable amounts to ₹ 1,155 thousands.

***During the period ended as on 30th September 2025, the Company has made the following Investment in Real Estate Investment Funds: -

**(i) Arnya Real Estate Fund –** During this period, the Company has invested ₹ 2,000 thousands resulting in the receipt of 2,000 units valued at ₹ 1,000 each , out of its total commitment of ₹ 20,000 thousands as of September 30, 2025. The period of the fund is 7 years which is extendable by 2 years with the prior consent of two-third of the majority of contributors in accordance with the terms contained in the Agreement and the applicable laws in this regard.

**(ii) ASK Real Estate Special Situations Fund III** - During this period, the Company has invested ₹ 2,500 thousands resulting in the receipt of 25 units valued at ₹ 1,00,000 each, out of its total commitment of ₹ 10,000 thousands as of March 31, 2025. The period of the fund is 6 years which is extendable by 2 years with the prior consent of two-third of the majority of contributors in accordance with the terms contained in the Agreement and the applicable laws in this regard.

**(iii) India Real Estate Investment Fund-** During this period, the Company has invested ₹ 3,490 thousands resulting in the receipt of 34,900 units valued at ₹ 100 each, out of its total commitment of ₹ 10,000 thousands as of March 31, 2025. The term of the fund is 5 years which is extendable by an additional period of 2 years subject to consent of two-thirds of the contributors by value or such other threshold as may be prescribed under the AIF Regulations in this regard. **(IV)**

**Sammaan Capital Ltd.** – During this period, the Company has invested ₹ 900 thousands resulting in the receipt of 900 units valued at ₹ 1,000 each , out of its total commitment of ₹ 900 thousands as of September 30, 2025. The period of the fund is 7 years which is extendable by 2 years with the prior consent of two-third of the majority of contributors in accordance with the terms contained in the Agreement and the applicable laws in this regard.

(₹ in '000 unless otherwise stated)

| Particulars | As at 31st March 2026 | As at 31st March, 2025 |
|---|---|---|
| **Note-14 Deferred tax assets (net)** | | |
| **Deferred tax Liabilities** | | |
| Property, Plant & Equipment and Intangible assets: Impact of difference between tax depreciation and depreciation/ amortization charged in the books of accounts. | 369 | 91 |
| **Deferred tax asset** | | |
| On account of expenditure charged to statement of profit and loss in the current year but allowed for tax purposes on payment basis. | 2,823 | 3,853 |
| Lease Equalisation Reserve | 57 | - |
| Provision for doubtful debts | 4,257 | 2,022 |
| **Gross deferred tax asset** | **7,137** | **5,875** |
| **Net deferred tax assets** | **6,767** | **5,784** |
| **Note-15 Other non-current assets** | | |
| Security deposit (Unsecured, considered good) | 887 | 887 |
| | **887** | **887** |

Security deposits relating to leasehold rent, earlier classified as current deposits, have been reclassified as non-current deposits based on management assessment of their nature and recoverability."

**Note-16 Current Investments**

| | | |
|---|---|---|
| **Investment in Shares (Quoted)** | | |
| **(valued at lower of cost and fair value, unless stated otherwise)** | | |
| Hind Petro 94500 shares of ₹ 122.7184 each* (Equity shares of F.V. ₹ 10 each, fully paid up) | - | 11,597 |
| IOC 39000 Shares of ₹ 76.7942 each (Equity shares of F.V. ₹ 10 each, fully paid up) | - | 1,997 |
| ITC 110000 shares of ₹ 173.5810 each** | - | 19,094 |
| ONGC 35000 shares of ₹ 77.6146 each | - | 2,717 |
| **Total Current Investment** | **-** | **35,404** |

During the year, quoted equity investments in HPCL, IOC, ITC and ONGC aggregating ₹35,403,966 have been reclassified from "Current Investments" to "Non-Current Investments", consequent to a change in management's intention to hold these investments on a long-term basis. The reclassification is in accordance with AS 13 — Accounting for Investments and Schedule III to the Companies Act, 2013.

**Note-17 Trade Receivables**

| | | |
|---|---|---|
| a) Secured, considered good | - | - |
| b) Unsecured, considered good* | 69,187 | 66,274 |
| c) Doubtful | 11,216 | 8,034 |
| | **80,402** | **74,308** |
| Less: Provision for doubtful receivables | (11,216) | (8,034) |
| | **69,187** | **66,274** |

(₹ in '000 unless otherwise stated)

**17.1 Trade Receivables ageing schedule**

| Outstanding for following periods from due date of payment(includes not due) | | | | | | |
|---|---|---|---|---|---|---|
| **Particulars** | **Less than 6 months** | **6 months-1 year** | **1-2 years** | **2-3 years** | **More than 3 years** | **Total** |
| (i) Undisputed Trade receivables – considered good | 66,721 | 2,465 | | | - | 69,187 |
| *(last year figures)* | *53,400* | *8,164* | *4,483* | *228* | - | 66,274 |
| (ii) Undisputed Trade Receivables – considered doubtful | - | 1,619 | 2,287 | 1,343 | 430 | 5,678 |
| *(last year figures)* | - | *98* | - | - | *175* | 273 |
| (iii) Disputed Trade Receivables considered good | - | - | - | - | - | - |
| *(last year figures)* | - | - | - | - | - | - |
| (iv) Disputed Trade Receivables considered doubtful | 296 | 486 | 1,825 | 2,158 | 772 | 5,538 |
| *(last year figures)* | 166 | 516 | 2,283 | 593 | *4,202* | 7,760 |

| Particulars | As at 31st March 2026 | As at 31st March, 2025 |
|---|---|---|
| **Note-18 Cash and cash equivalents** | | |
| **Cash & cash Equivalents (as per AS 3 Cash Flow Statement)** | | |
| Cash in Hand | - | - |
| Balance with bank: | | |
| On current accounts | 68,584 | 50,321 |
| Deposits with original maturity for less than 3 months | - | - |
| | **68,584** | **50,321** |
| **Other bank balances** | | |
| Deposits with remaining maturity for more than 3 months but less than or equal to 12 months from reporting date | 421,966 | 549,349 |
| Deposits with remaining maturity for more than 12 months from reporting date | 471,190 | 223,213 |
| | **893,156** | **772,562** |
| **Total Cash and cash equivalents** | **961,740** | **822,883** |
| **Note-19 Short-term loans and advances** | | |
| **Other loans and advances** | | |
| Advance to Vendors | 2,588 | 1,288 |
| Advance to employees | 1,506 | 1,615 |
| Prepaid expenses | 1,646 | 1,207 |
| Advance Income Tax and TDS (net of provision for taxation) | 7,953 | 6,382 |
| Income Tax Refund of earlier years | 205 | 205 |
| GST Receivable | - | 22 |
| | **13,897** | **10,718** |
| **Note-20 Other Current Assets** | | |
| **Security deposit** | | |
| Unsecured, considered good | 1,889 | 1,445 |
| | **1,889** | **1,445** |
| **Others** | | |
| Unbilled Revenue | 24,722 | 19,599 |
| Receivables from Associate Company* | 218 | 735 |
| Interest accrued on fixed deposits | 48,474 | 39,332 |
| | **73,415** | **59,666** |
| **Total Other current assets** | **75,304** | **61,111** |

*An amount of ₹ 218 thousands is receivable from the associate company "Propequity AI PTE. ." towards reimbursement for the expenses incurred by the company on its behalf.

# P. E. Analytics Limited

(Formerly known as P.E. Analytics Private Limited)

CIN: L70102DL2008PLC172384

Notes to the Consolidated financial statements as at 31st March 2026

(₹ in '000 unless otherwise stated)

| | For the Period ended | For the Period ended |
|---|---|---|
| **Note-21 Revenue from operations** | | |
| Sale of services | 468,273 | 443,958 |
| **Revenue from operations** | **468,273** | **443,958** |
| **Details of services rendered** | | |
| Website subscriptions | 290,060 | 238,098 |
| Professional services | 14,081 | 6,847 |
| Professional valuation services | 164,132 | 199,013 |
| | **468,273** | **443,958** |
| **Note-22 Other income** | | |
| Interest Income on Bank deposits | 64,439 | 55,125 |
| Amount Written back | 186 | 18 |
| Interest Income on Income Tax Refund | 717 | 507 |
| Income received from Investments | 902 | 221 |
| Miscellaneous Income | 157 | 119 |
| Dividend Income on current investment | 3,762 | 3,185 |
| Provision for Bad Debts Written Back(Net) | - | 3,767 |
| | **70,163** | **62,944** |
| **Note-23 Employee benefit expense** | | |
| Salaries, wages and bonus | 224,414 | 222,709 |
| Contribution to provident and other fund | 12,397 | 13,630 |
| Gratuity expenses | 1,729 | 3,125 |
| Staff welfare expenses | 1,048 | 1,991 |
| | **239,588** | **241,456** |
| **Note-24 Depreciation and Amortization expenses** | | |
| Depreciation of Property, Plant and Equipments | 3,974 | 3,467 |
| Amortization of intangible assets | 952 | 765 |
| | **4,927** | **4,233** |
| **Note-25 Other expenses** | | |
| Payment to Auditors | | |
| -Statutory audit fees | 550 | 450 |
| -Tax audit fees | 100 | 100 |
| -Certification fees | 15 | 5 |
| Bank charges | 3 | 10 |
| Balances written off (Bad Debts) | 4,337 | 4,073 |
| Amount Written off | 168 | - |
| Business promotion | 1,059 | 543 |
| Corporate social responsibility expenses | 2,689 | 2,437 |
| Communication expenses | 4,490 | 6,005 |
| Director Sitting fees | 39 | 235 |
| Depository Maintenance charges | 599 | 738 |

**(₹ in '000 unless otherwise stated)**

| | | |
|---|---|---|
| Power and Fuel | 1,740 | 1,503 |
| Printing and stationery | 134 | 1,040 |
| Rent | 7,101 | 7,089 |
| Rates and taxes | 958 | 810 |
| Repairs and maintenance | 3,482 | 3,052 |
| Provision for TDS and GST Liability | - | 1,177 |
| Commission Expenses | 50 | 51 |
| Contractual Expenses | 7,864 | 5,254 |
| Laptop Rent | 40 | 2,988 |
| Travelling and conveyance | 21,243 | 20,945 |
| Legal and professional fees | 20,401 | 17,832 |
| Exchange differences (net) | 7 | 151 |
| Office and Other expenses | 3,670 | 2,574 |
| Provision for doubtful debt (Net) | 3,182 | 2,814 |
| Incorporation Expense | 11 | - |
| Miscellaneous Expenses | 17 | 13 |
| | 3 | 4 |
| | **84,105** | **82,009** |

**Note- 26 Tax Expenses**

| | | |
|---|---|---|
| Current Tax | 54,362 | 45,561 |
| Earlier Year tax expenses | (295) | 599 |
| Deferred Tax | (983) | (503) |
| | **53,083** | **45,657** |

**Note-27 Earnings per share (EPS)**

The following reflects the profit and share data used in the basic EPS computations:

| | | |
|---|---|---|
| **Net Profit for calculation of EPS (A)** | **156,734** | **132,827** |
| | **Number of shares** | **Number of shares** |
| Weighted average number of equity shares in calculating basic EPS (B) | **10,482,104** | 10,482,104 |
| Weighted average number of equity shares from conversion of Optionally Convertible Debentures (C ) | - | - |
| **Basic earnings per share INR (A/B)** | **14.95** | 12.67 |
| **Diluted earning per share INR (A/(B+C))** | **14.95** | 12.67 |

**28. Details of Unhedged Foreign Currency Exposure as at the Balance Sheet Date**

| Particulars | Currency | Amount at 31st March,2026 | Amount at 31st March, 2025 |
|---|---|---|---|
| Trade Receivables | USD | Nil | Nil |

**29. Related Parties Disclosures**

**Names of related parties and related party relationship**

| **Related party where control exists** | |
|---|---|
| Associate where company holds 25% shareholding | PropEquity Middle East LLC (w.e.f. 11th November, 2024)<br>Propequity AI PTE. LTD. (w.e.f. 26th September, 2025) |
| Enterprises significantly influenced by key management personnel or their relatives | 1. Topaz IT Services Pvt Ltd<br>2. MARQUEST (Prop : Sunil Jasuja)<br>3. Merito Advisors (Prop: Avinash Jha)<br>4. Aggregators (Prop : Sahil Shashank Patil) |
| Key Management Personnel | Samir Jasuja, Managing Director (w.e.f. 15th February, 2022) |
| | Vaishali Jasuja, Director |
| | Pooja Verma, Director |
| | Avinash Jha, Director (Propedge Valuations Private Limited, resigned w.e.f. 21st November 2024)<br>Sahil Shashank Patil, Director (Propedge Valuations Private Limited, w.e.f. 22nd October, 2021)<br>Swapnil Madhukar, Additional Director (Propedge Valuations Private Limited, joined w.e.f. 5th November, 2024 and resigned w.e.f. 16th May 2025)<br>Samir Jasuja, Director (Propedge Valuations Private Limited, appointed w.e.f. 24th April, 2025) |
| | Sachin Sandhir, Non-Executive & Independent Director (w.e.f. 14th February, 2022) |
| | Viraj Dev Nijhara, Non-Executive & Independent Director (joined w.e.f. 16th May 2025) |
| | Ajay Chacko, Non-Executive & Independent Director (w.e.f. 14th February, 2022) |
| | Nitin Uppal, Director (w.e.f. 21st August, 2024) |
| | Dheeraj Kumar Tandon, Chief Financial Officer (w.e.f. 3rd January, 2022) |
| | Nadeem Arshad, Company Secretary (Joined w.e.f. 22nd May, 2023 and resigned on 5th July, 2024)<br>Prachi Bansal, Company Secretary (Joined w.e.f. 1st July, 2024 and resigned on 5th April 2026<br>Hritika Verma, Company Secretary (Joined w.e.f. 6th April, 2026) |

**P. E. Analytics Limited**
(Formerly known as P.E. Analytics Private Limited)
CIN: L70102DL2008PLC172384
**Notes to the Consolidated financial statements for the year ended 31st March, 2026**

The following table provides the total amount of transactions that have been entered into with related parties for the relevant financial year

(₹ In '000 unless otherwise stated)

| Particulars | Subsidiary Company/ Associate Company | | Key Management Personnel | | Enterprises owned or significantly influenced by key management personnel or their relatives | | Total | |
|---|---|---|---|---|---|---|---|---|
| | 31st March 2026 | 31st March 2025 | 31st March 2026 | 31st March 2025 | 31st March 2026 | 31st March 2025 | 31st March 2026 | 31st March 2025 |
| **Remuneration paid -** | | | | | | | | |
| Samir Jasuja | - | - | 5,678 | 5,678 | - | - | 5,678 | 5,678 |
| Vaishali Jasuja | - | - | 3,616 | 3,309 | - | - | 3,616 | 3,309 |
| Pooja Verma | - | - | 3,378 | 3,156 | - | - | 3,378 | 3,156 |
| Dheeraj Kumar Tandon | - | - | 2,055 | 1,912 | - | - | 2,055 | 1,912 |
| Prachi Bansal | - | - | 711 | 478 | - | - | 711 | 478 |
| Nadeem Arshad | - | - | - | 205 | - | - | - | 205 |
| **Rent & Electricity Expenses** | | | | | | | | |
| Samir Jasuja | - | - | 795 | 660 | - | - | 795 | 660 |
| Topaz IT Services Pvt Ltd | - | - | - | - | 3,720 | 3,480 | 3,720 | 3,480 |
| Samir Jasuja(BPTP) | | | 225 | - | - | - | 225 | - |
| **Consultancy & Professional Charges** | | | | | | | | |
| MARQUEST (Prop: Sunil Jasuja) | - | - | - | - | 2,332 | 2481 | 2,332 | 2,481 |
| Merito Advisors (Avinash Jha) | - | - | - | - | - | - | - | - |
| Aggregators (Prop: Sahil Shashank Patil) | - | - | - | - | 2,109 | - | 2,109 | - |
| Swapnil Madhukar Kamble | - | - | - | - | 132 | 1,101 | 132 | 1,101 |
| **Investment in Associate company** | | | | | | | | |
| PropEquity Middle East | - | 1,155 | - | - | - | - | - | 1,155 |
| **Investment in written off** | | | | | | | | |
| PropEquity Middle East | 1,155 | - | - | - | - | - | 1,155 | - |
| **Expenses incurred on behalf of Associate company** | | | | | | | | |
| PropEquity Middle East Expenses | 735 | 1,889 | - | - | - | - | 735 | 1,889 |
| PropEquity AI PTE Ltd. | 218 | - | - | - | - | - | 218 | - |

Note: Remuneration to KMP is taken as net off any reimbursement paid

(₹ in '000 unless otherwise stated)

| Particulars | Subsidiary Company/Associate Company | | Key Management Personnel | | Enterprises owned or significantly influenced by key management personnel or their relatives | | Total | |
|---|---|---|---|---|---|---|---|---|
| | 31st March 2026 | 31st March 2025 | 31st March 2026 | 31st March 2025 | 31st March 2026 | 31st March 2025 | 31st March 2026 | 31st March 2025 |
| **Balance outstandingat year end – (Payable)/Receivable** | | | | | | | | |
| Samir Jasuja (Rent) | - | - | 118 | - | - | - | 118 | - |
| Samir Jasuja (BPTP Security Deposits) | - | - | 225 | - | - | - | 225 | - |
| Topaz IT Services Pvt. Ltd. (security deposit) | - | - | - | - | 810 | 810 | 810 | 810 |
| Topaz IT Services Pvt Ltd | - | - | - | - | 1,667 | 1,183 | 1,667 | 1183 |
| Swapnil Madhukar Kamble | - | - | (8) | (119) | - | - | (8) | (119) |
| Merito Advisors | - | - | - | - | (1,782) | (1,782) | (1,782) | (1,782) |
| Aggregators | - | - | - | - | 32 | 375 | 32 | 375 |
| PropEquity Middle East (Receivables) | - | 735 | - | - | - | - | 735 | - |
| PropEquity Middle East (Investment) | - | 1,155 | - | - | - | - | 1,155 | - |
| PropEquity AI PTE Limited (Receivables) | 218 | - | - | - | - | - | 218 | - |

**30. Employee Benefits**

Gratuity is payable to all eligible employees of the Group on resignation, retirement, death or permanent disablement, in
terms of the provisions of the Payment of Gratuity Act. The liability for gratuity as at 31 March, 2026 is ₹16,913 thousands/- (as at 31 March, 2025 is ₹15,308 thousands/-) and the charge for the year ended 31 March, 2026 is ₹1,729 thousands/- (as at 31 March, 2025 is ₹3,125 thousands /-) shown under "Gratuity expenses" in the Profit and Loss Account.

The Group provides for gratuity using the Projected Unit Credit method with actuarial valuations being carried out at each balance sheet date, based on legislation as enacted up to the balance sheet date.

Actuarial gains and losses are recognised in full in the statement of profit and loss in the period in which they occur. Pastservice cost is recognised immediately to the extent that the benefits are already vested.

The following table sets out the status of the gratuity plan as required by Accounting Standard – 15 on employee benefits:

| **Particulars** | **31 March 2026** | **31 March 2025** |
|---|---|---|
| Reconciliation of opening & closing balances of the present value of the defined benefit obligation & the fair value of plan assets. | | |
| **I. Change in present value of obligation** | | |
| Present value of obligation as at the beginning of the Period | 15,308 | 12,531 |
| Acquisition adjustment | - | - |
| Interest Cost | 1,078 | 908 |
| Current Service Cost | 2,906 | 2,841 |
| Past Service Cost | - | - |
| Benefits Paid | 125 | 348 |
| Actuarial (gain)/loss on obligation | (2,256) | (624) |
| Present value of obligation as at the end of the period | 16,913 | 15,308 |
| | | |
| **II. Fair value of plan assets** | | |
| Fair value of plan assets at the beginning of the period | - | - |
| Acquisition adjustment | - | - |
| Expected return on plan assets | - | - |
| Contributions | - | - |
| Benefits paid | - | - |
| Actuarial gain/(loss) on plan assets | - | - |
| Fair value of plan assets at the end of the period | - | - |
| Funded status | (16,913) | (15,308) |
| Excess of actual over estimated return on plan assets | - | - |
| | | |
| **III. Amount recognised in the Balance sheet** | | |
| Present value of obligation as at the end of the period | 16,913 | 15,308 |
| Fair value of plan assets as at the end of the period | - | - |
| Funded status / Difference | (16,913) | (15,308) |
| Excess of actual over estimated | - | - |

(₹ in '000 unless otherwise stated)

| | | |
|---|---|---|
| Unrecognized actuarial (gains)/losses | - | - |
| Net asset/(liability) recognized in balance sheet | (16,913) | (15,308) |
| | | |
| **IV. Expense recognized in the Statement of profit & loss** | | |
| Current service cost | 2,906 | 2,841 |
| Past service cost | - | - |
| Interest cost | 1,078 | 908 |
| Expected return on plan assets | - | - |
| Net actuarial (gain)/ loss recognized in the period | (2,256) | (624) |
| Expenses recognized in the statement of profit & Losses | 1,729 | 3,125 |
| | | |
| **V. Movements in the liability recognized in the Balance Sheet** | | |
| Opening Net Liability | 15,308 | 12,531 |
| Expenses as above | 1,729 | 3,125 |
| Benefits paid | (125) | (348) |
| Actual return on plan assets | - | - |
| Acquisition adjustment | - | - |
| Closing Net Liability | 16,913 | 15,308 |
| | | |
| **V. Principal actuarial assumptions** | | |
| **Mortality** | **IALM (2012-14)** | **IALM (2012-14))** |
| Discounting Rate | 7.90% | 7.04% |
| Future salary Increase | 5.50% | 5.50% |
| Expected Rate of return on plan assets | 0.00% | 0.00% |
| Withdrawal rates | | |
| a). Up to 30 Years | 3.00% | 3.00% |
| b). From 31 to 44 years | 2.00% | 2.00% |
| c). Above 44 years | 1.00% | 1.00% |
| | | |

**VI. Classification into current / non-current**

| | Long-term | | Short-term | |
|---|---|---|---|---|
| | **31.03.26** | **31.03.25** | **31.03.26** | **31.03.25** |
| Gratuity obligation | 16,585 | 15,032 | 328 | 277 |

**VII. Experience Adjustments**

| | **31.03.26** | **31.03.25** | **31.03.24** | **31.03.23** | **31.03.22** |
|---|---|---|---|---|---|
| Experience actuarial (gain)/loss adjustments on: | | | | | |
| Plan obligations | 16,913 | 15,308 | 12,531 | 10,706 | 10,909 |
| Plan assets | - | - | - | - | - |

**(₹ in '000 unless otherwise stated)**

**31. Contingent Liabilities and Commitments**

| Particulars | As at 31 March 2026 | As at 31 March 2025 |
|---|---|---|
| **Contingent Liabilities shall be classified as:** | | |
| i) Claims against the company not acknowledged as debt* | 10 | 10 |
| ii) Guarantees | Nil | Nil |
| iii) Other money for which the company is contingently liable | Nil | Nil |
| **Commitments shall be classified as:** | | |
| i) Estimated amount of contracts remaining to be executed on capital account and not provided for | Nil | Nil |
| ii) Uncalled liability on shares and other investments partly paid | Nil | Nil |
| **Total** | **10** | **10** |

*Claims against the group not acknowledged as debt refer to TDS Demands for the various assessment years.

** There is no capital and other commitment of the Group as at 31 March 2026 (Nil as at 31/03/2025) except report in note 44.

**32. Minimum Public Shareholding**

During the year, the promoters acquired additional equity shares of the Company, resulting in the promoter shareholding exceeding the maximum permissible limit of 75% prescribed under the applicable regulatory requirements. Consequently, the Company was not in compliance with the Minimum Public Shareholding (MPS) requirement of maintaining at least 25% public shareholding as at the reporting date.

The Company and the promoters are taking necessary steps to restore compliance with the applicable regulatory requirements and intend to regularize the shareholding pattern at the earliest in accordance with the prescribed timelines and applicable regulations.

As at March 31, 2026, the Company was not in compliance with the Minimum Public Shareholding (MPS) requirement under the applicable SEBI regulations. No notice or demand has been received from the stock exchange or any regulatory authority as of the reporting date. However, any regulatory action, including the levy of penalties, if initiated in the future, may result in a liability for the Company.

**33. Segment Reporting**

The Group is rendering two type of services, Website Subscription and Professional Services. Both these services are integrated to each other and have similar economic characteristics being common reporting authority, common employees, same type of customers and same method and process used to render these services. Therefore, these type of services is considered as single business segment. There is no other Business or Geographical segment which fulfils the criteria of 10% or more of combined Revenue, thus Segment Reporting is not applicable to the Company.

**34. Lease**

The Group has taken office premises on a cancellable operating lease. The lease rentals recognised in the statementof Profit and Loss for the period 01 April 2025 to 31 March 2026 is ₹7,101 thousands/-(Previous Period, for the year ended March 31,2025 ₹7089 thousands/-).

As per accounting standard -19 Leases lease payments under an operating lease should be recognised as an expense inthe statement of profit and loss on a straight-line basis over the lease term unless another systematic basis is more representative of the time pattern of the user's benefit.

Future minimum rentals payable under non-cancellable operating leases are as follows:

| Particulars | For the period ended 31st March, 2026 | For the period ended 31st March, 2025 |
|---|---|---|
| Within one year | 3,746 | - |
| After one year but not more than five years | 17,588 | - |
| More than five years | 3,952 | - |

**35. Previous Years figures**

The previous year figures have been regrouped/rearranged wherever necessary to conform to this year's classification. All figures are given in financial statement in thousand unless otherwise stated.

**(₹ in '000 unless otherwise stated)**

**36. Title deeds of Immovable Properties**

The Group does not own any immovable property except it has entered into lease arrangements as a lessee, and all such lease agreements have been duly executed in favour of the Group. Hence, this clause is not applicable.

37. The Group has not revalued property, plant and equipment during the year ended 31 March 2026.

**38. Legal Proceedings**

The Group has filed legal proceedings against Mr. Avinash Jha, the former director of the subsidiary company and its related proprietorship firm and associated entities, under the Bharatiya Nagarik Suraksha Sanhita, 2023, on grounds of alleged financial mismanagement and embezzlement. To support the subsidiary company during its financial crisis, the parent company extended financial assistance in the form of loans totalling ₹10,000 thousands. Two loan agreements were executed for this purpose: the first for ₹3,000 thousands dated 16th August, 2024 and the second for ₹7,000 thousands dated 4th October,2024. Subsequently, an addendum dated 8th September 2025 was executed, extending the tenure of both loan by a further Period of one year.

**39. Additional Disclosures**

(i) The Group does not have any transactions with companies struck off under section 248 of the Companies Act, 2013 or section 560 of Companies Act, 1956.

(ii) The Group do not have any Benami property, where any proceeding has been initiated or pending against the Group for holding any Benami property.

(iii) The Group has not entered into arrangement and does not have any Scheme of Arrangement in terms of Section 230 to 237 of the Companies Act, 2013.

(iv) The Group has not been declared as willful defaulter by any bank financial institution or other lender.

(v) The Group has not surrendered or disclosed any transactions, previously unrecorded as income in the books of account, in the tax assessments under the Income Tax Act, 1961 as income during the year.

(vi) Where the Group has complied with the number of layers prescribed under clause (87) of section 2 of the Act read with Companies (Restriction on number of Layers) Rules, 2017, the name and CIN of the companies beyond the specified layers and the relationship/extent of holding of the company in such downstream companies.

(vii) The Group has not traded or invested in Crypto currency or virtual currency during the financial year ended 31st March,2026.

(viii) The Group does not have any charges or satisfaction yet to be registered with Registrar of Companies beyond the statutory period.

(ix) The Group have not advanced or loaned or invested funds to any other person(s) or entity(ies), including foreign entities (Intermediaries) with the understanding that the Intermediary shall:

(a) directly or indirectly lend or invest in other persons or entities identified in any manner whatsoever by or on behalf of the company (Ultimate Beneficiaries) or

(b) provide any guarantee, security or the like to or on behalf of the Ultimate Beneficiaries.

(x) The Group have not received any fund from any person(s) or entity(ies), including foreign entities (Funding Party) with the understanding (whether recorded in writing or otherwise) that the Group shall:

(a) directly or indirectly lend or invest in other persons or entities identified in any manner whatsoever by or on behalf of the Funding Party (Ultimate Beneficiaries) or

(b) provide any guarantee, security or the like on behalf of the Ultimate Beneficiaries.

(xi) The details of loans advanced by the Group to promoters, directors, KMPs and other related party during the year are as follows:

| Type of Borrower | Amount of loan or advance in the nature of loan outstanding | Percentage of total loans and advances in nature of loan |
|---|---|---|
| Promoters | - | - |
| Directors | - | - |
| KMPs | - | - |
| Related Parties | - | - |

**(₹ in '000 unless otherwise stated)**

**40. Corporate Social Responsibility (CSR)**

The Holding company has constituted Corporate Social Responsibility Committee in accordance with the provisions of Section 135 of the Companies Act. The average net profits of the Company for the last three financial years 2022-2023, 2023-2024 and 2024-2025 was ₹ 134,444 thousands calculated in accordance with the provisions of Section 198 read with other applicable provisions of the Companies Act 2013. Further, as per the requirement under Section 135 of the Companies Act 2013, at least 2% of the average net profits amounting to ₹ 2,689 thousands were to be contributed for carrying out Corporate Social Responsibility activities. During the year 2025-26, the company has spent a sum of ₹ 2,689 thousands towards education development and the CSR committee is in the process of identifying the activities to discharge its CSR obligation.

Purpose to Section 135 of the companies Act, 2013, the details are as follows:-

1. Gross amount required to be spent during the year 2025-26 ₹ 2,689 thousands (previous year 2024-25 ₹ 2,437 thousands)
2. Amount spent during the year on:

| Particulars | For the Year Ended March 31, 2026 | For the Year Ended March 31, 2025 |
|---|---|---|
| 1. Construction/Acquisition of any asset | - | - |
| 2. On purpose other than (1) above | | |
| i) Prime Minister National Relief Fund | - | - |
| ii) Swachh Bharat Kosh | - | - |
| iii) Clean Ganga Fund | - | - |
| 3. Educational & Social Activities | 2,689 | 2,437 |
| **Total** | **2,689** | **2,437** |

The Holding company has contributed the amount to VEGA Schools towards the improvement of education as part of its Corporate Social Responsibility (CSR) initiatives. The organization is registered under Section 12A of the Income Tax Act, 1961, and the contributions are eligible for CSR accordingly. The funds have been utilized for developing Multi-Purpose-Hall (MPH) at Vega School, Sector 76 branch as per the terms and conditions followed by the requirement of the law.

| Details about payment of CSR activities | For the period Ended March 31, 2026 |
|---|---|
| Details of excess CSR expenditure u/s 135(5) of the Act - | |
| Amount required to be spent during the year | 2,689 |
| Less: Amount spent during the year | 2,689 |
| **Shortfall/ (excess) at the closing of the year** | **-** |

**41.** For the year ended 31st March 2022, the Group had completed its Initial Public Offer(IPO) and Offer for Sale(OFS) of 27,72,000 shares of Face Value of ₹ 10/- each at an issue price of ₹ 114/- (inclusive of Security premium of ₹104/-) per share. The equity shares of the company were allotted as on 30th March 2022 and the same were listed on NSE EMERGE w.e.f. 4th April 2022. Details of the funds received from IPO and its utilization as on the balance sheet date is as given below-

| Particulars | Amount ( ₹ in '000') |
|---|---|
| IPO funds received against fresh equity shares (A) | 1,65,528 |
| Less: Offer related expenses | 5,000 |
| **Total(A)** | **1,60,528** |
| Expenditure for Technological upgradation | 21,600 |
| Retail Initiative (B2C Expansion Plan) | 42,144 |
| General Corporate Purposes | 35,959 |
| Issue expenses | 5,000 |
| **Total(B)** | **104,703** |
| **Net Un-utilized amount as at 31-03-2026 (A-B)** | **55,825** |

Net un-utilized balances of net proceeds from Initial Public Offer(IPO) as at 31-03-2026 were temporarily invested in deposits with the scheduled Banks.

**(₹ in '000 unless otherwise stated)**

**42. Additional Information on Consolidated Financial Statement**

For the Financial year ended as on 31st March, 2026

| Name of Entity in the group | Net Assets i.e. total assets minus total liabilities | | Share in profit or loss | |
|---|---|---|---|---|
| | As % of consolidated net Assets | Amount in (₹) | As % of consolidated profit or loss | Amount in (₹) |
| **Parent Company** | | | | |
| P.E Analytics Limited | 94.77% | 10,08,296 | 99.84% | 1,56,482 |
| | | | | |
| **Subsidiary Company** | | | | |
| Propedge Valuations Private Limited | 4.17% | 44,402 | (0.44%) | (690) |
| PropEquity Tech Private Limited | 0.005% | 56 | (0.006%) | (8.78) |
| PropEquity Education Private Limited | 0.005% | 56 | (0.006%) | (8.78) |
| Woah Foundation | 0.008% | 87 | (0.009%) | (13.5) |
| **Minority Interest** | 1.24% | 11,170 | (2.01%) | (173) |
| **Consolidation Adjustment** | (0.014%) | (150) | 0.73% | 1146 |
| **Total** | **100%** | **10,63,917** | **100%** | **1,56,734** |

For the Financial year ended as on 31st March, 2025

| Name of Entity in the group | Net Assets i.e. total assets minus total liabilities | | Share in profit or loss | |
|---|---|---|---|---|
| | As % of consolidated net Assets | Amount in (₹) | As % of consolidated profit or loss | Amount in (₹) |
| **Parent Company** | | | | |
| P.E Analytics Limited | 93.91% | 851,814 | 89.96% | 119,491 |
| | | | | |
| **Subsidiary** | | | | |
| Propedge Valuations Private Limited | 4.97% | 45,093 | 8.03% | 10,668 |
| | | | | |
| **Minority Interest** | 1.24% | 11,273 | 2.01% | 2,667 |
| **Consolidation Adjustment** | (0.12%) | (1,149) | - | - |
| **Total** | **100%** | **907,031** | **100%** | **132,827** |

**(₹ in '000 unless otherwise stated)**

43. The Indian Parliament has approved the Code on Social Security, 2020 which would impact the contributions by the company towards Provident Fund and Gratuity. The Ministry of Labour and Employment has released draft rules for the Code on Social Security, 2020 on November 13, 2020, and has invited suggestions from stakeholders which are under active consideration by the Ministry. The Company has assessed the impact of the Code and does not expect any material impact on its financial statements, as the current employee benefit practices are already substantially compliant with the proposed provisions

44. The Group had outstanding capital commitments towards **Propequity Education Ventures Private Limited** (w.e.f 2nd December 2025) and **Propequity Tech Ventures Private Limited** (w.e.f 13th October 2025) its subsidiaries aggregating to ₹118,000 thousand as at March 31, 2026, towards subscription to the share capital comprising ₹59,000 thousand each. The aforesaid subsidiaries are currently under the process of strike-off under the applicable provisions of the Companies Act, 2013. The Company has evaluated the impact of the outstanding capital commitments and concluded that the same is not material to the consolidated financial statements.

Further, the Group had an outstanding capital commitment towards PropEquity AI. Pte. Ltd., Singapore, an associate company incorporated on September 26, 2025, amounting to USD 4 as at March 31, 2026 (March 31, 2025: Nil). The said amount was remitted by the Company on April 29, 2026. As the share capital had not been remitted as at the reporting date and the entity had not commenced business operations. The Group has evaluated the impact of the outstanding capital commitments and concluded that the same is not material to the financial statements.

**45. Events Occurring After Balance Sheet Date**

The Group has evaluated all events or transactions that occurred after 31st March, 2026 up to the date of signing of the Audit
Report. Based on this evaluation, the Group is not aware of any events or transactions that would require recognition or disclosure in the financial statements.

**For SINGHI CHUGH & KUMAR**
**Chartered Accountants**
**Firm Registration Number:- 013613N**

**For and on behalf of the Board of Directors of**
**P. E. Analytics Limited**

**Divesh Kalra**
**Partner**
**M.NO. 545589**
Place: New Delhi
Date: 20.05.2026

**Samir Jasuja**
**Managing Director**
**DIN: 01681776**
Place: Gurgaon
Date: 20/05/2026

**Vaishali Jasuja**
**Director**
**DIN: 01681830**
Place: Gurgaon
Date:20/05/2026

**Dheeraj Kumar Tandon**
**Chief Financial Officer**
Place: Gurgaon
Date: 20/05/2026

**Hritika Verma**
**Company Secretary**
Place: Gurgaon
Date: 20/05/2026